
pypdf

Release 4.2.0

Mathieu Fenniak

Apr 07, 2024

USER GUIDE

1	Installation	3
2	Migration Guide: 1.x to 2.x	5
3	Imports and Modules	7
4	Naming Adjustments	9
5	Robustness and strict=False	15
6	Exceptions, Warnings, and Log messages	17
7	Metadata	19
8	Extract Text from a PDF	21
9	Post-Processing of Text Extraction	27
10	Extract Images	31
11	Extract Attachments	33
12	Encryption and Decryption of PDFs	35
13	Merging PDF files	37
14	Cropping and Transforming PDFs	41
15	Transforming several copies of the same page	55
16	Adding a Stamp or Watermark to a PDF	59
17	Reading PDF Annotations	63
18	Adding PDF Annotations	67
19	Adding Viewer Preferences	79
20	Interactions with PDF Forms	81
21	Streaming Data with pypdf	85
22	Reduce PDF File Size	87

23 PDF Version Support	91
24 PDF/A Compliance	93
25 The PdfReader Class	95
26 The PdfWriter Class	101
27 The Destination Class	113
28 The DocumentInformation Class	115
29 The Field Class	117
30 The Fit Class	119
31 The PageObject Class	121
32 The PageRange Class	129
33 The PaperSize Class	131
34 The RectangleObject Class	133
35 The Transformation Class	135
36 The XmpInformation Class	137
37 The annotations module	139
38 Constants	141
39 Errors	145
40 Generic PDF objects	147
41 The PdfDocCommon Class	157
42 Developer Intro	159
43 The PDF Format	163
44 How pypdf parses PDF files	167
45 How pypdf writes PDF files	169
46 CMaps	171
47 The Deprecation Process	173
48 Documentation	175
49 Testing	177
50 Releasing	179
51 CHANGELOG	183
52 Changelog of PyPDF2 1.X	231

53 Project Governance	255
54 Taking Ownership of pypdf	259
55 History of pypdf	261
56 Contributors	263
57 Scope of pypdf	267
58 pypdf vs X	269
59 Frequently-Asked Questions	271
60 Indices and tables	273
Python Module Index	275
Index	277

pypdf is a [free](#) and open source pure-python PDF library capable of splitting, merging, cropping, and transforming the pages of PDF files. It can also add custom data, viewing options, and passwords to PDF files. pypdf can retrieve text and metadata from PDFs as well.

See [pdfly](#) for a CLI application that uses pypdf to interact with PDFs.

You can contribute to [pypdf on GitHub](#).

INSTALLATION

There are several ways to install pypdf. The most common option is to use pip.

1.1 pip

pypdf requires Python 3.7+ to run.

Typically Python comes with `pip`, a package installer. Using it you can install pypdf:

```
pip install pypdf
```

If you are not a super-user (a system administrator / root), you can also just install pypdf for your current user:

```
pip install --user pypdf
```

1.1.1 Optional dependencies

pypdf tries to be as self-contained as possible, but for some tasks the amount of work to properly maintain the code would be too high. This is especially the case for cryptography and image formats.

If you simply want to install all optional dependencies, run:

```
pip install pypdf[full]
```

Alternatively, you can install just some:

If you plan to use pypdf for encrypting or decrypting PDFs that use AES, you will need to install some extra dependencies. Encryption using RC4 is supported using the regular installation.

```
pip install pypdf[crypto]
```

If you plan to use image extraction, you need Pillow:

```
pip install pypdf[image]
```

1.2 Python Version Support

Python	3.11	3.10	3.9	3.8	3.7	3.6	2.7
pypdf>=4.0	YES	YES	YES	YES	YES		
pypdf>=3.0	YES	YES	YES	YES	YES	YES	
PyPDF2>=2.0	YES	YES	YES	YES	YES	YES	
PyPDF2 1.20.0 - 1.28.4		YES	YES	YES	YES	YES	YES
PyPDF2 1.15.0 - 1.20.0							YES

1.3 Anaconda

Anaconda users can [install pypdf via conda-forge](#).

1.4 Development Version

In case you want to use the current version under development:

```
pip install git+https://github.com/py-pdf/pypdf.git
```

MIGRATION GUIDE: 1.X TO 2.X

PyPDF2<2.0.0 ([docs](#)) is very different from PyPDF2>=2.0.0 ([docs](#)).

Luckily, most changes are simple naming adjustments. This guide helps you to make the step from PyPDF2 1.x (or even the original PyPdf) to PyPDF2>=2.0.0.

You can execute your code with the updated version and show deprecation warnings by running `python -W all your_code.py`.

IMPORTS AND MODULES

- `PyPDF2.utils` no longer exists
- `PyPDF2.pdf` no longer exists. You can import from `PyPDF2` directly or from `PyPDF2.generic`

NAMING ADJUSTMENTS

4.1 Classes

The base classes were renamed as they also allow to operate with ByteIO streams instead of files. Also, the `strict` parameter changed the default value from `strict=True` to `strict=False`.

- `PdfFileReader PdfReader`
- `PdfFileWriter PdfWriter`
- `PdfFileMerger PdfMerger`

`PdfFileReader` and `PdfFileMerger` no longer have the `overwriteWarnings` parameter. The new behavior is `overwriteWarnings=False`.

4.2 Function, Method, and Property Names

In `PyPDF2.xmp.XmpInformation`:

- `rdfRoot rdf_root`
- `xmp_createDate xmp_create_date`
- `xmp_creatorTool xmp_creator_tool`
- `xmp_metadataDate xmp_metadata_date`
- `xmp_modifyDate xmp_modify_date`
- `xmpMetadata xmp_metadata`
- `xmpmm_documentId xmpmm_document_id`
- `xmpmm_instanceId xmpmm_instance_id`

In `PyPDF2.generic`:

- `readObject read_object`
- `convertToInt convert_to_int`
- `DocumentInformation.getText DocumentInformation._get_text` : This method should typically not be used; please let me know if you need it.
- `readHexStringFromStream read_hex_string_from_stream`
- `initializeFromDictionary initialize_from_dictionary`
- `createStringObject create_string_object`

- `TreeObject.hasChildren` `TreeObject.has_children`
- `TreeObject.emptyTree` `TreeObject.empty_tree`

In many places:

- `getObject` `get_object`
- `writeToStream` `write_to_stream`
- `readFromStream` `read_from_stream`

`PdfReader` class:

- `reader.getPage(pageNumber)` `reader.pages[page_number]`
- `reader.getNumPages()` / `reader.numPages` `len(reader.pages)`
- `getDocumentInfo` `metadata`
- `flattenedPages` attribute `flattened_pages`
- `resolvedObjects` attribute `resolved_objects`
- `xrefIndex` attribute `xref_index`
- `getNamedDestinations` / `namedDestinations` attribute `named_destinations`
- `getPageLayout` / `pageLayout` `page_layout` attribute
- `getPageMode` / `pageMode` `page_mode` attribute
- `getIsEncrypted` / `isEncrypted` `is_encrypted` attribute
- `getOutlines` `get_outlines`
- `readObjectHeader` `read_object_header`
- `cacheGetIndirectObject` `cache_get_indirect_object`
- `cacheIndirectObject` `cache_indirect_object`
- `getDestinationPageNumber` `get_destination_page_number`
- `readNextEndLine` `read_next_end_line`
- `_zeroXref` `_zero_xref`
- `_authenticateUserPassword` `_authenticate_user_password`
- `_pageId2Num` attribute `_page_id2num`
- `_buildDestination` `_build_destination`
- `_buildOutline` `_build_outline`
- `_getPageNumberByIndirect(indirectRef)` `_get_page_number_by_indirect(indirect_ref)`
- `_getObjectFromStream` `_get_object_from_stream`
- `_decryptObject` `_decrypt_object`
- `_flatten(..., indirectRef)` `_flatten(..., indirect_ref)`
- `_buildField` `_build_field`
- `_checkKids` `_check_kids`
- `_writeField` `_write_field`
- `_write_field(..., fieldAttributes)` `_write_field(..., field_attributes)`

- `_read_xref_subsections(..., getEntry, ...)` `_read_xref_subsections(..., get_entry, ...)`

PdfWriter class:

- `writer.getPage(pageNumber)` `writer.pages[page_number]`
- `writer.getNumPages()` `len(writer.pages)`
- `addMetadata` `add_metadata`
- `addPage` `add_page`
- `addBlankPage` `add_blank_page`
- `addAttachment(fname, fdata)` `add_attachment(filename, data)`
- `insertPage` `insert_page`
- `insertBlankPage` `insert_blank_page`
- `appendPagesFromReader` `append_pages_from_reader`
- `updatePageFormFieldValues` `update_page_form_field_values`
- `cloneReaderDocumentRoot` `clone_reader_document_root`
- `cloneDocumentFromReader` `clone_document_from_reader`
- `getReference` `get_reference`
- `getOutlineRoot` `get_outline_root`
- `getNamedDestRoot` `get_named_dest_root`
- `addBookmarkDestination` `add_bookmark_destination`
- `addBookmarkDict` `add_bookmark_dict`
- `addBookmark` `add_bookmark`
- `addNamedDestinationObject` `add_named_destination_object`
- `addNamedDestination` `add_named_destination`
- `removeLinks` `remove_links`
- `removeImages(ignoreByteStringObject)` `remove_images(ignore_byte_string_object)`
- `removeText(ignoreByteStringObject)` `remove_text(ignore_byte_string_object)`
- `addURI` `add_uri`
- `addLink` `add_link`
- `getPage(pageNumber)` `get_page(page_number)`
- `getPageLayout` / `setPageLayout` / `pageLayout` `page_layout` attribute
- `getPageMode` / `setPageMode` / `pageMode` `page_mode` attribute
- `_addObject` `_add_object`
- `_addPage` `_add_page`
- `_sweepIndirectReferences` `_sweep_indirect_references`

PdfMerger class

- `__init__` parameter: `strict=True` `strict=False` (the PdfFileMerger still has the old default)

- addMetadata add_metadata
- addNamedDestination add_named_destination
- setPageLayout set_page_layout
- setPageMode set_page_mode

Page class:

- artBox / bleedBox / cropBox / mediaBox / trimBox artbox / bleedbox / cropbox / mediabox / trimbox
 - getWidth, getHeight width / height
 - getLowerLeft_x / getUpperLeft_x left
 - getUpperRight_x / getLowerRight_x right
 - getLowerLeft_y / getLowerRight_y bottom
 - getUpperRight_y / getUpperLeft_y top
 - getLowerLeft / setLowerLeft lower_left property
 - upperRight upper_right
- mergePage merge_page
- rotateClockwise / rotateCounterClockwise rotate_clockwise
- _mergeResources _merge_resources
- _contentStreamRename _content_stream_rename
- _pushPopGS _push_pop_gs
- _addTransformationMatrix _add_transformation_matrix
- _mergePage _merge_page

XmpInformation class:

- getElement(..., aboutUri, ...) get_element(..., about_uri, ...)
- getNodesInNamespace(..., aboutUri, ...) get_nodes_in_namespace(..., aboutUri, ...)
- _getText _get_text

utils.py:

- matrixMultiply `matrix_multiply`
- RC4_encrypt is moved to the security module

4.3 Parameter Names

- PdfWriter.get_page: pageNumber page_number
- PyPDF2.filters (all classes): decodeParms decode_parms
- PyPDF2.filters (all classes): decodeStreamData decode_stream_data
- pagenum page_number
- PdfMerger.merge: position page_number
- PdfWriter.add_outline_item_destination: dest page_destination

- PdfWriter.add_named_destination_object: dest page_destination
- PdfWriter.encrypt: user_pwd user_password
- PdfWriter.encrypt: owner_pwd owner_password

4.4 Deprecations

A few classes / functions were deprecated without replacement:

- PyPDF2.utils.ConvertFunctionsToVirtualList
- PyPDF2.utils.formatWarning
- PyPDF2.isInt(obj): Use instance(obj, int) instead
- PyPDF2.u_(s): Use s directly
- PyPDF2.chr_(c): Use chr(c) instead
- PyPDF2.barray(b): Use bytearray(b) instead
- PyPDF2.isBytes(b): Use instance(b, type(bytes())) instead
- PyPDF2.xrange_fn: Use range instead
- PyPDF2.string_type: Use str instead
- PyPDF2.isString(s): Use instance(s, str) instead
- PyPDF2._basestring: Use str instead
- b_(...) was removed. You should typically be able use the bytes object directly, otherwise you can [copy this](#)

ROBUSTNESS AND STRICT=False

PDF is [specified in various versions](#). The specification of PDF 1.7 has 978 pages. This length makes it hard to get everything right. As a consequence, a lot of PDF files are not strictly following the specification.

If a PDF file does not follow the specification, it is not always possible to be certain what the intended effect would be. Think of the following broken Python code as an example:

```
# Broken
function (foo, bar):

# Potentially intended:
def function(foo, bar):
    ...

# Also possible:
function = (foo, bar)
```

Writing a parser you can go two paths: Either you try to be forgiving and try to figure out what the user intended, or you are strict and just tell the user that they should fix their stuff.

pypdf gives you the option to be strict or not.

pypdf has two core objects:

- [PdfReader](#)
- [PdfWriter](#)

Only the PdfReader has a `strict` parameter, since presumably you do not want to write a non-conforming PDF.

Choosing `strict=True` means that pypdf will raise an exception if a PDF does not follow the specification.

Choosing `strict=False` means that pypdf will try to be forgiving and do something reasonable, but it will log a warning message. It is a best-effort approach.

EXCEPTIONS, WARNINGS, AND LOG MESSAGES

pypdf makes use of 3 mechanisms to show that something went wrong:

- **Log messages** are informative messages that can be used for post-mortem analysis. Most of the time, users can ignore them. They come in different *levels*, such as info / warning / error indicating the severity. Examples are non-standard compliant PDF files which pypdf can deal with or a missing implementation that leads to a part of the text not being extracted.
- **Warnings** are avoidable issues, such as using deprecated classes / functions / parameters. Another example is missing capabilities of pypdf. In those cases, pypdf users should adjust their code. Warnings are issued by the `warnings` module - those are different from the log-level “warning”.
- **Exceptions** are error-cases that pypdf users should explicitly handle. In the `strict=True` mode, most log messages with the warning level will become exceptions. This can be useful in applications where you can force to user to fix the broken PDF.

6.1 Exceptions

Exceptions need to be caught if you want to handle them. For example, you could want to read the text from a PDF as a part of a search function.

Most PDF files don’t follow the specifications. In this case pypdf needs to guess which kinds of mistakes were potentially done when the PDF file was created. See [the robustness page](#) for the related issues.

As a users, you likely don’t care about it. If it’s readable in any way, you want the text. You might use `pdfminer.six` as a fallback and do this:

```
from pypdf import PdfReader
from pdfminer.high_level import extract_text as fallback_text_extraction

text = ""
try:
    reader = PdfReader("example.pdf")
    for page in reader.pages:
        text += page.extract_text()
except Exception as exc:
    text = fallback_text_extraction("example.pdf")
```

You could also capture `pypdf.errors.PyPdfError` if you prefer something more specific.

6.2 Warnings

The `warnings` module allows you to ignore warnings:

```
import warnings

warnings.filterwarnings("ignore")
```

In many cases, you actually want to start Python with the `-W` flag so that you see all warnings. This is especially true for Continuous Integration (CI).

6.3 Log messages

Log messages can be noisy in some cases. pypdf hopefully is having a reasonable level of log messages, but you can reduce which types of messages you want to see:

```
import logging

logger = logging.getLogger("pypdf")
logger.setLevel(logging.ERROR)
```

The `logging` module defines six log levels:

- CRITICAL
- ERROR
- WARNING
- INFO
- DEBUG
- NOTSET

METADATA

7.1 Reading metadata

```
from pypdf import PdfReader

reader = PdfReader("example.pdf")

meta = reader.metadata

print(len(reader.pages))

# All of the following could be None!
print(meta.author)
print(meta.creator)
print(meta.producer)
print(meta.subject)
print(meta.title)
```

7.2 Writing metadata

```
from datetime import datetime
from pypdf import PdfReader, PdfWriter

reader = PdfReader("example.pdf")
writer = PdfWriter()

# Add all pages to the writer
for page in reader.pages:
    writer.add_page(page)

# If you want to add the old metadata, include this line
metadata = reader.metadata
writer.add_metadata(metadata)

# Format the current date and time for the metadata
utc_time = "-05'00'" # UTC time optional
time = datetime.now().strftime(f"D\072%Y%m%d%H%M%S{utc_time}")
```

(continues on next page)

(continued from previous page)

```
# Add the new metadata
writer.add_metadata(
    {
        "/Author": "Martin",
        "/Producer": "Libre Writer",
        "/Title": "Title",
        "/Subject": "Subject",
        "/Keywords": "Keywords",
        "/CreationDate": time,
        "/ModDate": time,
        "/Creator": "Creator",
        "/CustomField": "CustomField",
    }
)

# Save the new PDF to a file
with open("meta-pdf.pdf", "wb") as f:
    writer.write(f)
```

7.3 Updating metadata

```
from pypdf import PdfReader, PdfWriter

writer = PdfWriter(clone_from="example.pdf")

# Change some values.
writer.add_metadata(
    {
        "/Author": "Martin",
        "/Producer": "Libre Writer",
        "/Title": "Title",
    }
)

# Save the new PDF to a file
with open("meta-pdf.pdf", "wb") as f:
    writer.write(f)
```

EXTRACT TEXT FROM A PDF

You can extract text from a PDF:

```
from pypdf import PdfReader

reader = PdfReader("example.pdf")
page = reader.pages[0]
print(page.extract_text())
```

You can also choose to limit the text orientation you want to extract:

```
# extract only text oriented up
print(page.extract_text(0))

# extract text oriented up and turned left
print(page.extract_text((0, 90)))
```

You can also extract text in “layout” mode:

```
# extract text in a fixed width format that closely adheres to the rendered
# layout in the source pdf
print(page.extract_text(extraction_mode="layout"))

# extract text preserving horizontal positioning without excess vertical
# whitespace (removes blank and "whitespace only" lines)
print(page.extract_text(extraction_mode="layout", layout_mode_space_vertically=False))

# adjust horizontal spacing
print(page.extract_text(extraction_mode="layout", layout_mode_scale_weight=1.0))

# exclude (default) or include (as shown below) text rotated w.r.t. the page
print(page.extract_text(extraction_mode="layout", layout_mode_strip_rotated=False))
```

Refer to `extract_text` for more details.

8.1 Using a visitor

You can use visitor functions to control which part of a page you want to process and extract. The visitor functions you provide will get called for each operator or for each text fragment.

The function provided in argument `visitor_text` of function `extract_text` has five arguments:

- `text`: the current text (as long as possible, can be up to a full line)
- `user_matrix`: current matrix to move from user coordinate space (also known as CTM)
- `tm_matrix`: current matrix from text coordinate space
- `font-dictionary`: full font dictionary
- `font-size`: the size (in text coordinate space)

The matrix stores six parameters. The first four provide the rotation/scaling matrix and the last two provide the translation (horizontal/vertical). It is recommended to use the `user_matrix` as it takes into all transformations.

Notes :

- As indicated in §8.3.3 of the PDF 1.7 or PDF 2.0 specification, the user matrix applies to text space/image space/form space/pattern space.
- If you want to get the full transformation from text to user space, you can use the `mult` function (available in global import) as follows: `txt2user = mult(tm, cm)`. The font size is the raw text size and affected by the `user_matrix`.

The font-dictionary may be `None` in case of unknown fonts. If not `None` it could contain something like key `"/BaseFont"` with value `"/Arial,Bold"`.

Caveat: In complicated documents the calculated positions may be difficult to (if you move from multiple forms to page user space for example).

The function provided in argument `visitor_operand_before` has four arguments: operator, operand-arguments, current transformation matrix and text matrix.

8.1.1 Example 1: Ignore header and footer

The following example reads the text of page four of [this PDF document](#), but ignores the header (`y < 720`) and footer (`y > 50`).

```
from pypdf import PdfReader

reader = PdfReader("GeoBase_NHNC1_Data_Model_UML_EN.pdf")
page = reader.pages[3]

parts = []

def visitor_body(text, cm, tm, font_dict, font_size):
    y = cm[5]
    if y > 50 and y < 720:
        parts.append(text)

page.extract_text(visitor_text=visitor_body)
```

(continues on next page)

(continued from previous page)

```
text_body = "".join(parts)

print(text_body)
```

8.1.2 Example 2: Extract rectangles and texts into a SVG-file

The following example converts page three of [this PDF document](#) into a SVG file.

Such a SVG export may help to understand what is going on in a page.

```
from pypdf import PdfReader
import svgwrite

reader = PdfReader("GeoBase_NHNC1_Data_Model_UML_EN.pdf")
page = reader.pages[2]

dwg = svgwrite.Drawing("GeoBase_test.svg", profile="tiny")

def visitor_svg_rect(op, args, cm, tm):
    if op == b"re":
        (x, y, w, h) = (args[i].as_numeric() for i in range(4))
        dwg.add(dwg.rect((x, y), (w, h), stroke="red", fill_opacity=0.05))

def visitor_svg_text(text, cm, tm, fontDict, fontSize):
    (x, y) = (cm[4], cm[5])
    dwg.add(dwg.text(text, insert=(x, y), fill="blue"))

page.extract_text(
    visitor_operand_before=visitor_svg_rect, visitor_text=visitor_svg_text
)
dwg.save()
```

The SVG generated here is bottom-up because the coordinate systems of PDF and SVG differ.

Unfortunately in complicated PDF documents the coordinates given to the visitor functions may be wrong.

8.2 Why Text Extraction is hard

8.2.1 Unclear Objective

Extracting text from a PDF can be tricky. In several cases there is no clear answer what the expected result should look like:

1. **Paragraphs:** Should the text of a paragraph have line breaks at the same places where the original PDF had them or should it rather be one block of text?
2. **Page numbers:** Should they be included in the extract?
3. **Headers and Footers:** Similar to page numbers - should they be extracted?

4. **Outlines:** Should outlines be extracted at all?
5. **Formatting:** If text is **bold** or *italic*, should it be included in the output?
6. **Tables:** Should the text extraction skip tables? Should it extract just the text? Should the borders be shown in some Markdown-like way or should the structure be present e.g. as an HTML table? How would you deal with merged cells?
7. **Captions:** Should image and table captions be included?
8. **Ligatures:** The Unicode symbol **U+FB00** is a single symbol ff for two lowercase letters ‘f’. Should that be parsed as the Unicode symbol ‘ff’ or as two ASCII symbols ‘ff’?
9. **SVG images:** Should the text parts be extracted?
10. **Mathematical Formulas:** Should they be extracted? Formulas have indices, and nested fractions.
11. **Whitespace characters:** How many new lines should be extracted for 3cm of vertical whitespace? How many spaces should be extracted if there is 3cm of horizontal whitespace? When would you extract tabs and when spaces?
12. **Footnotes:** When the text of multiple pages is extracted, where should footnotes be shown?
13. **Hyperlinks and Metadata:** Should it be extracted at all? Where should it be placed in which format?
14. **Linearization:** Assume you have a floating figure in between a paragraph. Do you first finish the paragraph or do you put the figure text in between?

Then there are issues where most people would agree on the correct output, but the way PDF stores information just makes it hard to achieve that:

1. **Tables:** Typically, tables are just absolutely positioned text. In the worst case, every single letter could be absolutely positioned. That makes it hard to tell where columns / rows are.
2. **Images:** Sometimes PDFs do not contain the text as it’s displayed, but instead an image. You notice that when you cannot copy the text. Then there are PDF files that contain an image and a text layer in the background. That typically happens when a document was scanned. Although the scanning software (OCR) is pretty good today, it still fails once in a while. pypdf is no OCR software; it will not be able to detect those failures. pypdf will also never be able to extract text from images.

And finally there are issues that pypdf will deal with. If you find such a text extraction bug, please share the PDF with us so we can work on it!

8.2.2 Missing Semantic Layer

The PDF file format is all about producing the desired visual result for printing. It was not created for parsing the content. PDF files don’t contain a semantic layer.

Specifically, there is no information what the header, footer, page numbers, tables, and paragraphs are. The visual appearance is there and people might find heuristics to make educated guesses, but there is no way of being certain.

This is a shortcoming of the PDF file format, not of pypdf.

It would be possible to apply machine learning on PDF documents to make good heuristics, but that will not be part of pypdf. However, pypdf could be used to feed such a machine learning system with the relevant information.

8.2.3 Whitespaces

The PDF format is meant for printing. It is not designed to be read by machines. The text within a PDF document is absolutely positioned, meaning that every single character could be positioned on the page.

The text

This is a test document by Ethan Nelson.

can be represented as

```
[(This is a )9(te)-3(st)9( do)-4(cu)13(m)-4(en)12(t )-3(b)3(y)-3( )9(Et)-2(h)3(an)4( Nels)13(o)-5(n)3(.)]
TJ
```

Where the numbers are adjustments of vertical space. This representation used within the PDF file makes it very hard to guarantee correct whitespaces.

More information:

- [issue #1507](#)
- [Negative numbers in PDF content stream text object](#)
- Mark Stephens: [Understanding PDF text objects](#), 2010.

8.3 OCR vs Text Extraction

Optical Character Recognition (OCR) is the process of extracting text from images. Software which does this is called *OCR software*. The [tesseract OCR engine](#) is the most commonly known Open Source OCR software.

pypdf is **not** OCR software.

8.3.1 Digitally-born vs Scanned PDF files

PDF documents can contain images and text. PDF files don't store text in a semantically meaningful way, but in a way that makes it easy to show the text on screen or print it. For this reason text extraction from PDFs is hard.

If you scan a document, the resulting PDF typically shows the image of the scan. Scanners then also run OCR software and put the recognized text in the background of the image. This result of the scanners OCR software can be extracted by pypdf. However, in such cases it's recommended to directly use OCR software as errors can accumulate: The OCR software is not perfect in recognizing the text. Then it stores the text in a format that is not meant for text extraction and pypdf might make mistakes parsing that.

Hence I would distinguish three types of PDF documents:

- **Digitally-born PDF files:** The file was created digitally on the computer. It can contain images, texts, links, outline items (a.k.a., bookmarks), JavaScript, ... If you Zoom in a lot, the text still looks sharp.
- **Scanned PDF files:** Any number of pages was scanned. The images were then stored in a PDF file. Hence the file is just a container for those images. You cannot copy the text, you don't have links, outline items, JavaScript.
- **OCRed PDF files:** The scanner ran OCR software and put the recognized text in the background of the image. Hence you can copy the text, but it still looks like a scan. If you zoom in enough, you can recognize pixels.

8.3.2 Can we just always use OCR?

You might now wonder if it makes sense to just always use OCR software. If the PDF file is digitally-born, you can just render it to an image.

I would recommend not to do that.

Text extraction software like pypdf can use more information from the PDF than just the image. It can know about fonts, encodings, typical character distances and similar topics.

That means pypdf has a clear advantage when it comes to characters which are easy to confuse such as o00ö. **pypdf will never confuse characters.** It just reads what is in the file.

pypdf also has an edge when it comes to characters which are rare, e.g. . OCR software will not be able to recognize smileys correctly.

8.4 Attempts to prevent text extraction

If people who share PDF documents want to prevent text extraction, there are multiple ways to do so:

1. Store the contents of the PDF as an image
2. Use a scrambled font

However, text extraction cannot be completely prevented if people should still be able to read the document. In the worst case people can make a screenshot, print it, scan it, and run OCR over it.

POST-PROCESSING OF TEXT EXTRACTION

Post-processing can recognizably improve the results of text extraction. It is, however, outside of the scope of pypdf itself. Hence the library will not give any direct support for it. It is a natural language processing (NLP) task.

This page lists a few examples what can be done as well as a community recipe that can be used as a general purpose post-processing step. If you know more about the specific domain of your documents, e.g. the language, it is likely that you can find custom solutions that work better in your context.

9.1 Ligature Replacement

```
def replace_ligatures(text: str) -> str:
    ligatures = {
        "ff": "ff",
        "fi": "fi",
        "fl": "fl",
        "ffi": "ffi",
        "ffl": "ffl",
        "st": "ft",
        "st": "st",
        # "": "AA",
        # "Æ": "AE",
        "": "aa",
    }
    for search, replace in ligatures.items():
        text = text.replace(search, replace)
    return text
```

9.2 Dehyphenation

Hyphens are used to break words up so that the appearance of the page is nicer.

```
from typing import List

def remove_hyphens(text: str) -> str:
    """

    This fails for:
```

(continues on next page)

(continued from previous page)

```

    * Natural dashes: well-known, self-replication, use-cases, non-semantic,
                        Post-processing, Window-wise, viewpoint-dependent
    * Trailing math operands: 2 - 4
    * Names: Lopez-Ferreras, VGG-19, CIFAR-100
    """
    lines = [line.rstrip() for line in text.split("\n")]

    # Find dashes
    line_numbers = []
    for line_no, line in enumerate(lines[:-1]):
        if line.endswith("-"):
            line_numbers.append(line_no)

    # Replace
    for line_no in line_numbers:
        lines = dehyphenate(lines, line_no)

    return "\n".join(lines)

def dehyphenate(lines: List[str], line_no: int) -> List[str]:
    next_line = lines[line_no + 1]
    word_suffix = next_line.split(" ")[0]

    lines[line_no] = lines[line_no][:-1] + word_suffix
    lines[line_no + 1] = lines[line_no + 1][len(word_suffix) :]
    return lines

```

9.3 Header/Footer Removal

The following header/footer removal has several drawbacks:

- False-positives, e.g. for the first page when there is a date like 2024.
- False-negatives in many cases:
 - Dynamic part, e.g. page label is in the header.
 - Even/odd pages have different headers.
 - Some pages, e.g. the first one or chapter pages, do not have a header.

```

def remove_footer(extracted_texts: list[str], page_labels: list[str]):
    def remove_page_labels(extracted_texts, page_labels):
        processed = []
        for text, label in zip(extracted_texts, page_labels):
            text_left = text.lstrip()
            if text_left.startswith(label):
                text = text_left[len(label) :]

            text_right = text.rstrip()
            if text_right.endswith(label):

```

(continues on next page)

(continued from previous page)

```
        text = text_right[: -len(label)]

        processed.append(text)
    return processed

extracted_texts = remove_page_labels(extracted_texts, page_labels)
return extracted_texts
```

9.4 Other ideas

- Whitespaces in units: Between a number and its unit should be a space. ([source](#)). That means: 42 ms, 42 GHz, 42 GB.
- Percent: English style guides prescribe writing the percent sign following the number without any space between (e.g. 50%).
- Whitespaces before dots: Should typically be removed.
- Whitespaces after dots: Should typically be added.

EXTRACT IMAGES

Please note: In order to use the following code you need to install optional dependencies, see [installation guide](#).

Every page of a PDF document can contain an arbitrary amount of images. The names of the files may not be unique.

```
from pypdf import PdfReader

reader = PdfReader("example.pdf")

page = reader.pages[0]
count = 0

for image_file_object in page.images:
    with open(str(count) + image_file_object.name, "wb") as fp:
        fp.write(image_file_object.data)
        count += 1
```


EXTRACT ATTACHMENTS

PDF documents can contain attachments. Attachments have a name, but it might not be unique. For this reason, the value of `reader.attachments["attachment_name"]` is a list.

You can extract all attachments like this:

```
from pypdf import PdfReader

reader = PdfReader("example.pdf")

for name, content_list in reader.attachments.items():
    for i, content in enumerate(content_list):
        with open(f"{name}-{i}", "wb") as fp:
            fp.write(content)
```


ENCRYPTION AND DECRYPTION OF PDFS

PDF encryption makes use of [RC4](#) and [AES](#) algorithms with different key length. `pypdf` supports all of them until PDF-2.0, which is the latest PDF standard.

`pypdf` use an extra dependency to do encryption or decryption for AES algorithms. We recommend [pyca/cryptography](#). Alternatively, you can use [pycryptodome](#).

Please see the note in the [installation guide](#) for installing the extra dependencies if interacting with PDFs that use AES.

12.1 Encrypt

You can encrypt a PDF by using a password:

```
from pypdf import PdfReader, PdfWriter

reader = PdfReader("example.pdf")
writer = PdfWriter(clone_from=reader)

# Add a password to the new PDF
writer.encrypt("my-secret-password", algorithm="AES-256")

# Save the new PDF to a file
with open("encrypted-pdf.pdf", "wb") as f:
    writer.write(f)
```

The algorithm can be one of RC4-40, RC4-128, AES-128, AES-256-R5, AES-256. We recommend using AES-256-R5.

WARNING : `pypdf` uses RC4 by default for compatibility if you omit the “algorithm” parameter. Since RC4 is insecure, you should use AES algorithms.

12.2 Decrypt

You can decrypt a PDF using the appropriate password:

```
from pypdf import PdfReader, PdfWriter

reader = PdfReader("encrypted-pdf.pdf")

if reader.is_encrypted:
    reader.decrypt("my-secret-password")

writer = PdfWriter(clone_from=reader)

# Save the new PDF to a file
with open("decrypted-pdf.pdf", "wb") as f:
    writer.write(f)
```

MERGING PDF FILES

13.1 Basic Example

```
from pypdf import PdfWriter

merger = PdfWriter()

for pdf in ["file1.pdf", "file2.pdf", "file3.pdf"]:
    merger.append(pdf)

merger.write("merged-pdf.pdf")
merger.close()
```

For more details, see an excellent answer on [StackOverflow](#) by Paul Rooney.

13.2 Showing more merging options

```
from pypdf import PdfWriter

merger = PdfWriter()

input1 = open("document1.pdf", "rb")
input2 = open("document2.pdf", "rb")
input3 = open("document3.pdf", "rb")

# Add the first 3 pages of input1 document to output
merger.append(fileobj=input1, pages=(0, 3))

# Insert the first page of input2 into the output beginning after the second page
merger.merge(position=2, fileobj=input2, pages=(0, 1))

# Append entire input3 document to the end of the output document
merger.append(input3)

# Write to an output PDF document
output = open("document-output.pdf", "wb")
merger.write(output)
```

(continues on next page)

(continued from previous page)

```
# Close file descriptors
merger.close()
output.close()
```

13.3 append

append has been slightly extended in PdfWriter. See PdfWriter.append for more details.

13.3.1 Examples

```
# Append the first 10 pages of source.pdf
writer.append("source.pdf", (0, 10))

# Append the first and 10th page from reader and create an outline
writer.append(reader, "page 1 and 10", [0, 9])
```

During merging, the relevant named destination will also imported.

If you want to insert pages in the middle of the destination, use merge (which provides an insertion position). You can insert the same page multiple times, if necessary even using a list-based syntax:

```
writer.append(reader, [0, 1, 0, 2, 0])
```

will insert the pages 1 and 2 with page 0 before, in the middle and after.

13.4 add_page / insert_page

It is recommended to use append or merge instead.

13.5 Merging forms

When merging forms, some form fields may have the same names, preventing access to some data.

A grouping field should be added before adding the source PDF to prevent that. The original fields will be identified by adding the group name.

For example, after calling reader.add_form_topname("form1"), the field previously named field1 will now identified as form1.field1 when calling reader.get_form_text_fields(True) or reader.get_fields().

After that, you can append the input PDF completely or partially using writer.append or writer.merge. If you insert a set of pages, only those fields will be listed.

13.6 reset_translation

During cloning, if an object has been already cloned, it will not be cloned again, and a pointer to this previously cloned object is returned instead. Because of that, if you add/merge a page that has already been added, the same object will be added the second time. If you modify any of these two pages later, both pages can be modified independently.

To reset, call `writer.reset_translation(reader)`.

13.7 Advanced cloning

In order to prevent side effects between pages/objects and all objects linked cloning is done during the merge.

This process will be automatically applied if you use `PdfWriter.append/merge/add_page/insert_page`. If you want to clone an object before attaching it “manually”, use the `clone` method of any *PdfObject*:

```
cloned_object = object.clone(writer)
```

If you try to clone an object already belonging to the writer, it will return the same object:

```
assert cloned_object == object.clone(writer)
```

The same holds true if you try to clone an object twice. It will return the previously cloned object:

```
assert object.clone(writer) == object.clone(writer)
```

Please note that if you clone an object, you will clone all the objects below as well, including the objects pointed by *IndirectObject*. Due to this, if you clone a page that includes some articles (”/B”), not only the first article, but also all the chained articles and the pages where those articles can be read will be copied. This means that you may copy lots of objects which will be saved in the output PDF as well.

In order to prevent this, you can provide the list of fields in the dictionaries to be ignored:

```
new_page = writer.add_page(reader.pages[0], excluded_fields=[/B])
```

13.7.1 Merging rotated pages

If you are working with rotated pages, you might want to call `transfer_rotation_to_content()` on the page before merging to avoid wrongly rotated results:

```
for page in writer.pages:
    if page.rotation != 0:
        page.transfer_rotation_to_content()
        page.merge_page(background, over=False)
```


CROPPING AND TRANSFORMING PDFS

Notice: Just because content is no longer visible, it is not gone. Cropping works by adjusting the viewbox. That means content that was cropped away can still be restored.

```
from pypdf import PdfWriter, PdfReader

reader = PdfReader("example.pdf")
writer = PdfWriter()

# add page 1 from reader to output document, unchanged:
writer.add_page(reader.pages[0])

# add page 2 from reader, but rotated clockwise 90 degrees:
writer.add_page(reader.pages[1].rotate(90))

# add page 3 from reader, but crop it to half size:
page3 = reader.pages[2]
page3.mediabox.upper_right = (
    page3.mediabox.right / 2,
    page3.mediabox.top / 2,
)
writer.add_page(page3)

# add some Javascript to launch the print window on opening this PDF.
# the password dialog may prevent the print dialog from being shown,
# comment the the encryption lines, if that's the case, to try this out:
writer.add_js("this.print({bUI:true,bSilent:false,bShrinkToFit:true});")

# write to document-output.pdf
with open("pypdf-output.pdf", "wb") as fp:
    writer.write(fp)
```

14.1 Page rotation

The most typical rotation is a clockwise rotation of the page by multiples of 90 degrees. That is done when the orientation of the page is wrong. You can do that with the `rotate` method of the `PageObject` class:

```
from pypdf import PdfWriter, PdfReader

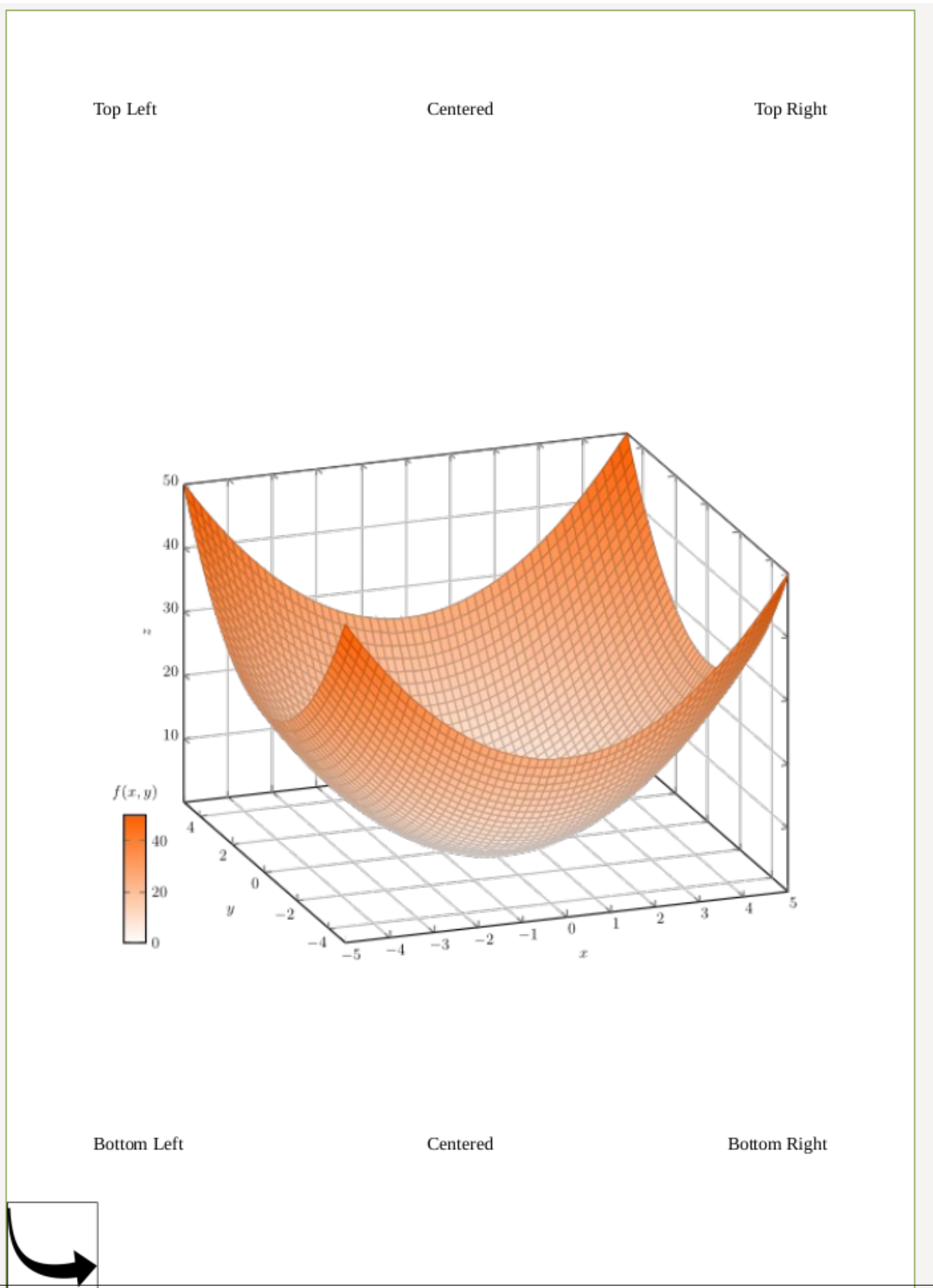
reader = PdfReader("input.pdf")
writer = PdfWriter()

writer.add_page(reader.pages[0])
writer.pages[0].rotate(90)

with open("output.pdf", "wb") as fp:
    writer.write(fp)
```

The `rotate` method is typically preferred over the `page.add_transformation(Transformation().rotate())` method, because `rotate` will ensure that the page is still in the mediabox / cropbox. The transformation object operates on the coordinates of the pages contents and does not change the mediabox or cropbox.

14.2 Plain Merge



is the result of

```
from pypdf import PdfReader, PdfWriter, Transformation

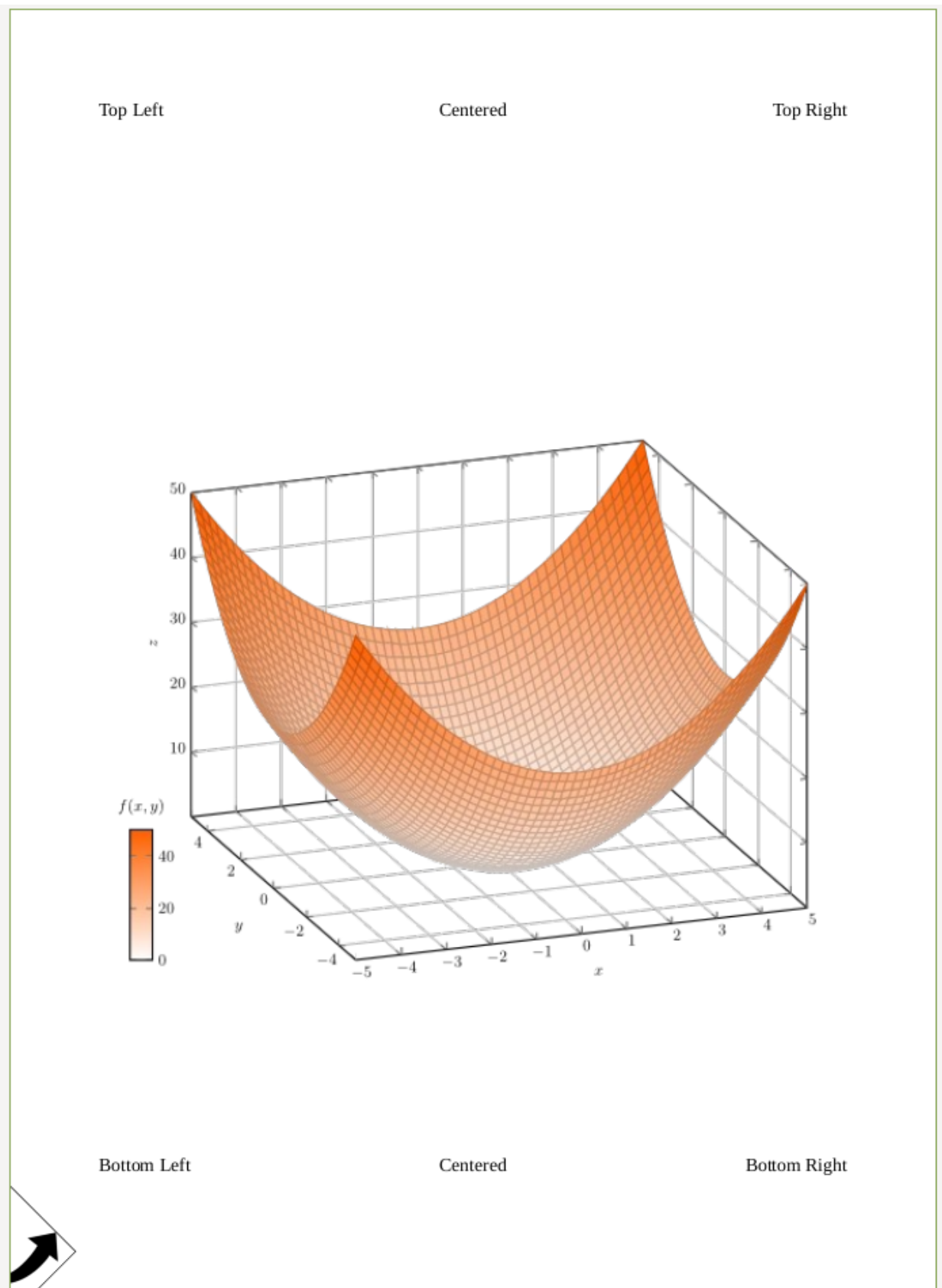
# Get the data
reader_base = PdfReader("labeled-edges-center-image.pdf")
page_base = reader_base.pages[0]

reader = PdfReader("box.pdf")
page_box = reader.pages[0]

page_base.merge_page(page_box)

# Write the result back
writer = PdfWriter()
writer.add_page(page_base)
with open("merged-foo.pdf", "wb") as fp:
    writer.write(fp)
```


14.3 Merge with Rotation



```
from pypdf import PdfReader, PdfWriter, Transformation

# Get the data
reader_base = PdfReader("labeled-edges-center-image.pdf")
page_base = reader_base.pages[0]

reader = PdfReader("box.pdf")
page_box = reader.pages[0]

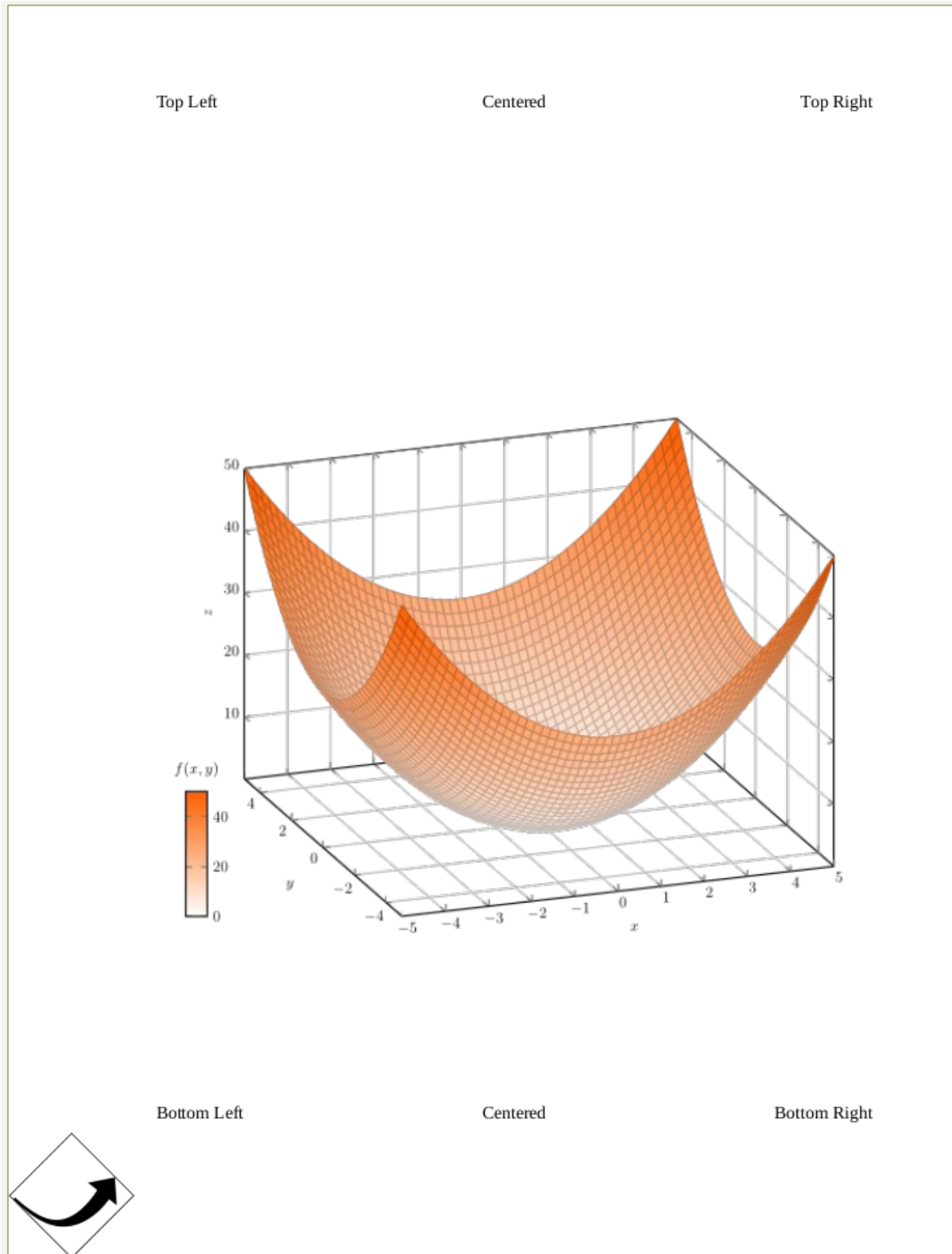
# Apply the transformation
transformation = Transformation().rotate(45)
page_box.add_transformation(transformation)
page_base.merge_page(page_box)

# Write the result back
writer = PdfWriter()
writer.add_page(page_base)
with open("merged-foo.pdf", "wb") as fp:
    writer.write(fp)
```

If you add the expand parameter:

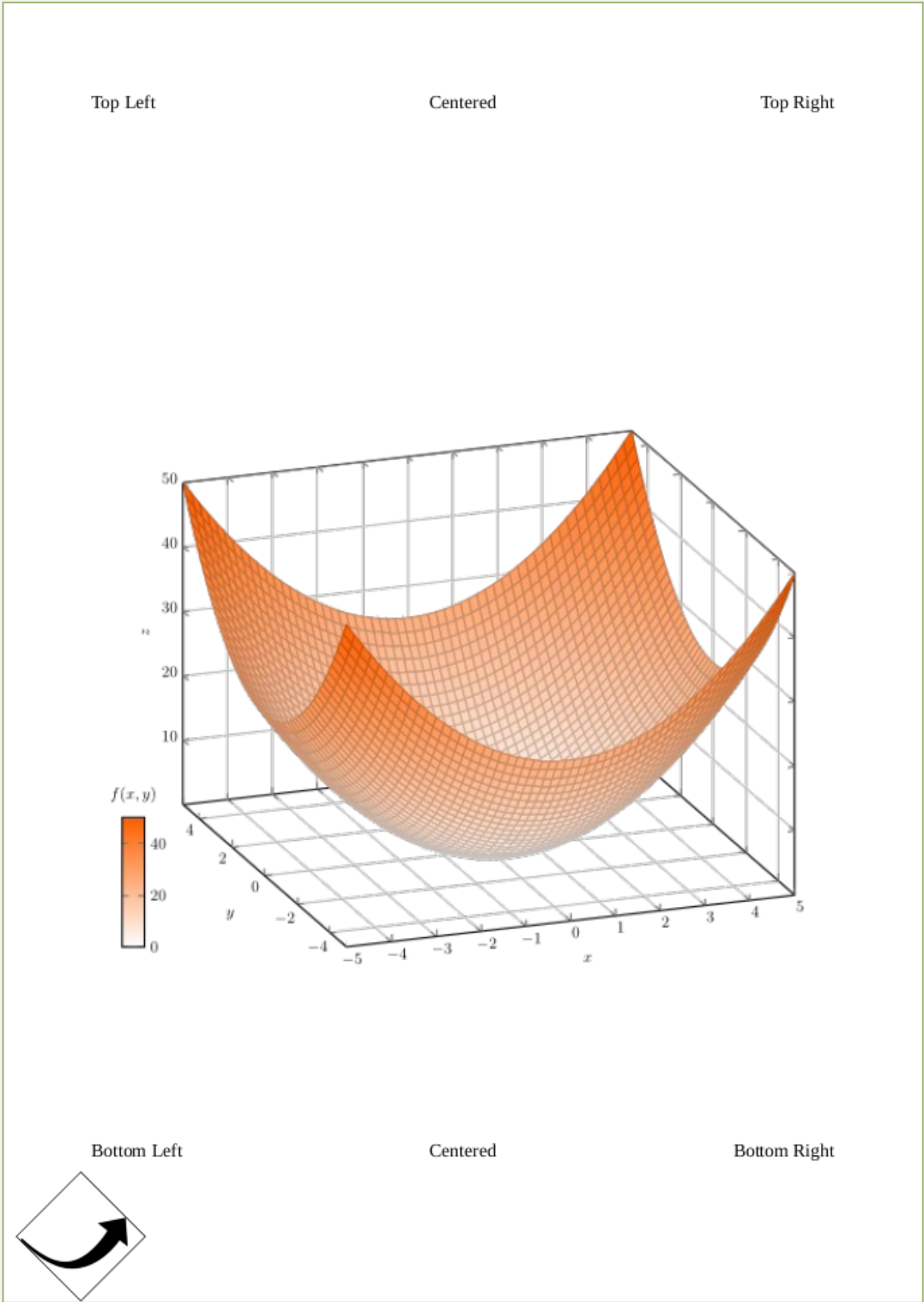
```
transformation = Transformation().rotate(45)
page_box.add_transformation(transformation)
page_base.merge_page(page_box, expand=True)
```

you get:




Alternatively, you can move the merged image a bit to the right by using

```
op = Transformation().rotate(45).translate(tx=50)
```

14.4 Scaling

pypdf offers two ways to scale: The page itself and the contents on a page. Typically, you want to combine both.



14.4.1 Scaling a Page (the Canvas)

```
from pypdf import PdfReader, PdfWriter

# Read the input
reader = PdfReader("resources/side-by-side-subfig.pdf")
page = reader.pages[0]

# Scale
page.scale_by(0.5)

# Write the result to a file
writer = PdfWriter()
writer.add_page(page)
writer.write("out.pdf")
```

If you wish to have more control, you can adjust the various page boxes directly:

```
from pypdf.generic import RectangleObject

mb = page.mediabox

page.mediabox = RectangleObject((mb.left, mb.bottom, mb.right, mb.top))
page.cropbox = RectangleObject((mb.left, mb.bottom, mb.right, mb.top))
page.trimbox = RectangleObject((mb.left, mb.bottom, mb.right, mb.top))
page.bleedbox = RectangleObject((mb.left, mb.bottom, mb.right, mb.top))
page.artbox = RectangleObject((mb.left, mb.bottom, mb.right, mb.top))
```

14.4.2 Scaling the content

The content is scaled towards the origin of the coordinate system. Typically, that is the lower-left corner.

```
from pypdf import PdfReader, PdfWriter, Transformation

# Read the input
reader = PdfReader("resources/side-by-side-subfig.pdf")
page = reader.pages[0]

# Scale
op = Transformation().scale(sx=0.7, sy=0.7)
page.add_transformation(op)

# Write the result to a file
writer = PdfWriter()
writer.add_page(page)
writer.write("out-pg-transform.pdf")
```

14.4.3 pypdf._page.MERGE_CROP_BOX

pypdf<=3.4.0 used to merge the other page with trimbox.

pypdf>3.4.0 changes this behavior to cropbox.

In case anybody has good reasons to use/expect trimbox, please let me know via info@martin-thoma.de or via <https://github.com/py-pdf/pypdf/pull/1622> In the mean time, you can add the following code to get the old behavior:

```
pypdf._page.MERGE_CROP_BOX = "trimbox"
```


TRANSFORMING SEVERAL COPIES OF THE SAME PAGE

We have designed the following business card (A8 format) to advertise our new startup.



We would like to copy this card sixteen times on an A4 page, to print it, cut it, and give it to all our friends. Having learned about the `merge_page()` method and the `Transformation` class, we run the following code. Notice that we had to tweak the media box of the source page to extend it, which is already a dirty hack (in this case).

```
from pypdf import PdfReader, PdfWriter, Transformation, PaperSize

# Read source file
reader = PdfReader("nup-source.pdf")
sourcepage = reader.pages[0]

# Create a destination file, and add a blank page to it
writer = PdfWriter()
destpage = writer.add_blank_page(width=PaperSize.A4.height, height=PaperSize.A4.width)

# Extend source page mediabox
sourcepage.mediabox = destpage.mediabox

# Copy source page to destination page, several times
for x in range(4):
    for y in range(4):
        # Translate page
        sourcepage.add_transformation(
            Transformation().translate(
                x * PaperSize.A8.height,
                y * PaperSize.A8.width,
            )
        )
        # Merge translated page
        destpage.merge_page(sourcepage)

# Write file
with open("nup-dest1.pdf", "wb") as fp:
    writer.write(fp)
```

And the result is... unexpected.



The problem is that, having run `add.transformation()` several times on the *same* source page, those transformations add up: for instance, the sixteen transformations are applied to the last copy of the source page, so most of the business cards are *outside* the destination page.

We need a way to merge a transformed page, *without* modifying the source page. Here comes `merge_transformed_page()`. With this method:

- we no longer need the media box hack of our first try;
- transformations are only applied *once*.

```
from pypdf import PdfReader, PdfWriter, Transformation, PaperSize

# Read source file
reader = PdfReader("nup-source.pdf")
sourcepage = reader.pages[0]

# Create a destination file, and add a blank page to it
writer = PdfWriter()
destpage = writer.add_blank_page(width=PaperSize.A4.height, height=PaperSize.A4.width)

# Copy source page to destination page, several times
for x in range(4):
    for y in range(4):
        destpage.merge_transformed_page(
            sourcepage,
            Transformation().translate(
                x * sourcepage.mediabox.width,
                y * sourcepage.mediabox.height,
            ),
        )
```

(continues on next page)

(continued from previous page)

```

)

# Write file
with open("nup-dest2.pdf", "wb") as fp:
    writer.write(fp)

```

We get the expected result.



There is still some work to do, for instance to insert margins between and around cards, but this is left as an exercise for the reader...

ADDING A STAMP OR WATERMARK TO A PDF

Adding stamps or watermarks are two common ways to manipulate PDF files. A stamp is adding something on top of the document, a watermark is in the background of the document.

16.1 Stamp (Overlay) / Watermark (Underlay)

The process of stamping and watermarking is the same, you just need to set `over` parameter to `True` for stamping and `False` for watermarking.

You can use `merge_page()` if you don't need to transform the stamp:

```
from pypdf import PdfWriter, PdfReader

stamp = PdfReader("bg.pdf").pages[0]
writer = PdfWriter(clone_from="source.pdf")
for page in writer.pages:
    page.merge_page(stamp, over=False) # here set to False for watermarking

writer.write("out.pdf")
```

Otherwise use `merge_transformed_page()` with `Transformation()` if you need to translate, rotate, scale, etc. the stamp before merging it to the content page.

```
from pathlib import Path
from typing import List, Union

from pypdf import PdfReader, PdfWriter, Transformation

def stamp(
    content_pdf: Union[Path, str],
    stamp_pdf: Union[Path, str],
    pdf_result: Union[Path, str],
    page_indices: Union[None, List[int]] = None,
):
    stamp_page = PdfReader(stamp_pdf).pages[0]

    writer = PdfWriter()
    # page_indices can be a List(array) of page, tuples are for range definition
    reader = PdfReader(content_pdf)
```

(continues on next page)

(continued from previous page)

```

writer.append(reader, pages=page_indices)

for content_page in writer.pages:
    content_page.merge_transformed_page(
        stamp_page,
        Transformation().scale(0.5),
    )

writer.write(pdf_result)

stamp("example.pdf", "stamp.pdf", "out.pdf")

```

If you are experiencing wrongly rotated watermarks/stamps, try to use `transfer_rotation_to_content()` on the corresponding pages beforehand to fix the page boxes.

The Crazy Ones

October 14, 1998

Heres to the crazy ones. The misfits. The rebels. The troublemakers.
The round pegs in the square holes.

The ones who see things differently. Theyre not fond of rules. And
they have no respect for the status quo. You can quote them,
disagree with them, glorify or vilify them.

About the only thing you cant do is ignore them. Because they change
things. They invent. They imagine. They heal. They explore. They
create. They inspire. They move the human race forward.

Maybe they have to be crazy.

How else can you stare at an empty canvas and see a work of art? Or
sit in silence and hear a song thats never been written? Or gaze at
a red planet and see a laboratory on wheels?

We need tools for these kinds of people.

Whats some say them as the crazy ones, were genius. Because the
people who are crazy enough to think they can change the world,
are the ones who do.

Example of stamp:

The Crazy Ones

October 14, 1998

Heres to the crazy ones. The misfits. The rebels. The troublemakers.
The round pegs in the square holes.

The ones who see things differently. Theyre not fond of rules. And
they have no respect for the status quo. You can quote them,
disagree with them, glorify or vilify them.

About the only thing you cant do is ignore them. Because they chan
things. They invent. They imagine. They heal. They explore. TH
create. They inspire. They push the human race forward.

Maybe they have to be crazy.

How else can you stare at an empty canvas and see a work of art? C
sit in silence and hear a song thats never been written? Or gaze a
a red planet and see a laboratory on wheels?

We make tools for these kinds of people.

While some see them as the crazy ones, we see genius. Because the
people who are crazy enough to think they can change the world,
are the ones who do.

Example of watermark:

16.2 Stamping images directly

The above code only works for stamps that are already in PDF format. However, you can easily convert an image to PDF image using [Pillow](#).

```
from io import BytesIO
from pathlib import Path
from typing import List, Union

from PIL import Image
from pypdf import PageRange, PdfReader, PdfWriter, Transformation

def image_to_pdf(stamp_img: Union[Path, str]) -> PdfReader:
    img = Image.open(stamp_img)
    img_as_pdf = BytesIO()
```

(continues on next page)

(continued from previous page)

```
img.save(img_as_pdf, "pdf")
return PdfReader(img_as_pdf)

def stamp_img(
    content_pdf: Union[Path, str],
    stamp_img: Union[Path, str],
    pdf_result: Union[Path, str],
    page_indices: Union[PageRange, List[int], None] = None,
):
    # Convert the image to a PDF
    stamp_pdf = image_to_pdf(stamp_img)

    # Then use the same stamp code from above
    stamp_page = stamp_pdf.pages[0]

    writer = PdfWriter()

    reader = PdfReader(content_pdf)
    writer.append(reader, pages=page_indices)
    for content_page in writer.pages:
        content_page.merge_transformed_page(
            stamp_page,
            Transformation(),
        )

    with open(pdf_result, "wb") as fp:
        writer.write(fp)

stamp_img("example.pdf", "example.png", "out.pdf")
```

READING PDF ANNOTATIONS

PDF 2.0 defines the following annotation types:

- Text
- Link
- FreeText
- Line
- Square
- Circle
- Polygon
- PolyLine
- Highlight
- Underline
- Squiggly
- StrikeOut
- Caret
- Stamp
- Ink
- Popup
- FileAttachment
- Sound
- Movie
- Screen
- Widget
- PrinterMark
- TrapNet
- Watermark
- 3D
- Redact

- Projection
- RichMedia

In general, annotations can be read like this:

```
from pypdf import PdfReader

reader = PdfReader("annotated.pdf")

for page in reader.pages:
    if "/Annots" in page:
        for annot in page["/Annots"]:
            obj = annot.get_object()
            annotation = {"subtype": obj["/Subtype"], "location": obj["/Rect"]}
            print(annotation)
```

Examples of reading three of the most common annotations:

17.1 Text

```
from pypdf import PdfReader

reader = PdfReader("example.pdf")

for page in reader.pages:
    if "/Annots" in page:
        for annot in page["/Annots"]:
            subtype = annot.get_object()["/Subtype"]
            if subtype == "/Text":
                print(annot.get_object()["/Contents"])
```

17.2 Highlights

```
from pypdf import PdfReader

reader = PdfReader("example.pdf")

for page in reader.pages:
    if "/Annots" in page:
        for annot in page["/Annots"]:
            subtype = annot.get_object()["/Subtype"]
            if subtype == "/Highlight":
                coords = annot.get_object()["/QuadPoints"]
                x1, y1, x2, y2, x3, y3, x4, y4 = coords
```

17.3 Attachments

```
from pypdf import PdfReader

reader = PdfReader("example.pdf")

attachments = {}
for page in reader.pages:
    if "/Annots" in page:
        for annotation in page["/Annots"]:
            subtype = annot.get_object()["/Subtype"]
            if subtype == "/FileAttachment":
                fileobj = annotobj["/FS"]
                attachments[fileobj["/F"]] = fileobj["/EF"]["/F"].get_data()
```


ADDING PDF ANNOTATIONS

18.1 Attachments

```
from pypdf import PdfWriter

writer = PdfWriter()
writer.add_blank_page(width=200, height=200)

data = b"any bytes - typically read from a file"
writer.add_attachment("smile.png", data)

with open("output.pdf", "wb") as output_stream:
    writer.write(output_stream)
```

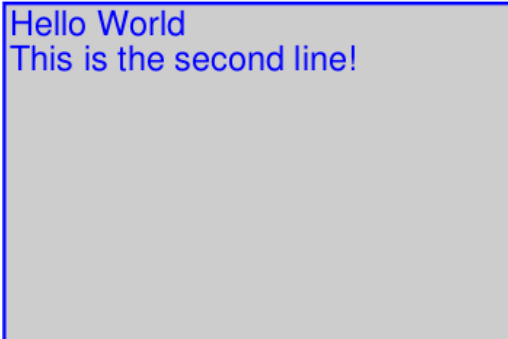
18.2 Free Text

If you want to add text in a box like this

The Crazy Ones

October 14, 1998

Heres to the crazy ones. The misfits. The rebels. The troublemakers.
The round pegs in the square holes.



erently. Theyre not fond of rules. And
he status quo. You can quote them,
y or vilify them.
nt do is ignore them. Because they change
y imagine. They heal. They explore. They
y push the human race forward.
.

How else can you stare at an empty canvas and see a work of art? Or
sit in silence and hear a song thats never been written? Or gaze at
a red planet and see a laboratory on wheels?

We make tools for these kinds of people.

While some see them as the crazy ones, we see genius. Because the
people who are crazy enough to think they can change the world,
are the ones who do.

you can use the *FreeText*:

```
from pypdf import PdfReader, PdfWriter
from pypdf.annotations import FreeText

# Fill the writer with the pages you want
pdf_path = os.path.join(RESOURCE_ROOT, "crazyones.pdf")
reader = PdfReader(pdf_path)
page = reader.pages[0]
writer = PdfWriter()
writer.add_page(page)

# Create the annotation and add it
annotation = FreeText(
    text="Hello World\nThis is the second line!",
    rect=(50, 550, 200, 650),
    font="Arial",
    bold=True,
    italic=True,
    font_size="20pt",
    font_color="00ff00",
```

(continues on next page)


(continued from previous page)

```
border_color="0000ff",
background_color="cdcdcd",
)
writer.add_annotation(page_number=0, annotation=annotation)

# Write the annotated file to disk
with open("annotated-pdf.pdf", "wb") as fp:
    writer.write(fp)
```

18.3 Text

A text annotation looks like this:



Contents		
1	Foo	2
2	Bar	2
3	Baz	2
4	Foo	2
5	Bar	3
6	Baz	3
7	Foo	3
8	Bar	4
9	Baz	4

18.4 Line

If you want to add a line like this:

The Crazy Ones

October 14, 1998

Heres to the crazy ones. The misfits. The rebels. The troublemakers.
The round pegs in the square holes.

The ones who see things differently. Theyre not fond of rules. And
they have no respect for the status quo. You can quote them,
disagree with them, glorify or vilify them.

About the only thing you cant do is ignore them. Because they change
things. They invent. They imagine. They heal. They explore. They
create. They inspire. They push the human race forward.

Maybe they have to be crazy.

How else can you stare at an empty canvas and see a work of art? Or
sit in silence and hear a song thats never been written? Or gaze at
a red planet and see a laboratory on wheels?

We make tools for these kinds of people.

While some see them as the crazy ones, we see genius. Because the
people who are crazy enough to think they can change the world,
are the ones who do.

you can use *Line*:

```
from pypdf import PdfReader, PdfWriter
from pypdf.annotations import Line

pdf_path = os.path.join(RESOURCE_ROOT, "crazyones.pdf")
reader = PdfReader(pdf_path)
page = reader.pages[0]
writer = PdfWriter()
writer.add_page(page)

# Add the line
annotation = Line(
    text="Hello World\nLine2",
    rect=(50, 550, 200, 650),
    p1=(50, 550),
    p2=(200, 650),
)
writer.add_annotation(page_number=0, annotation=annotation)
```

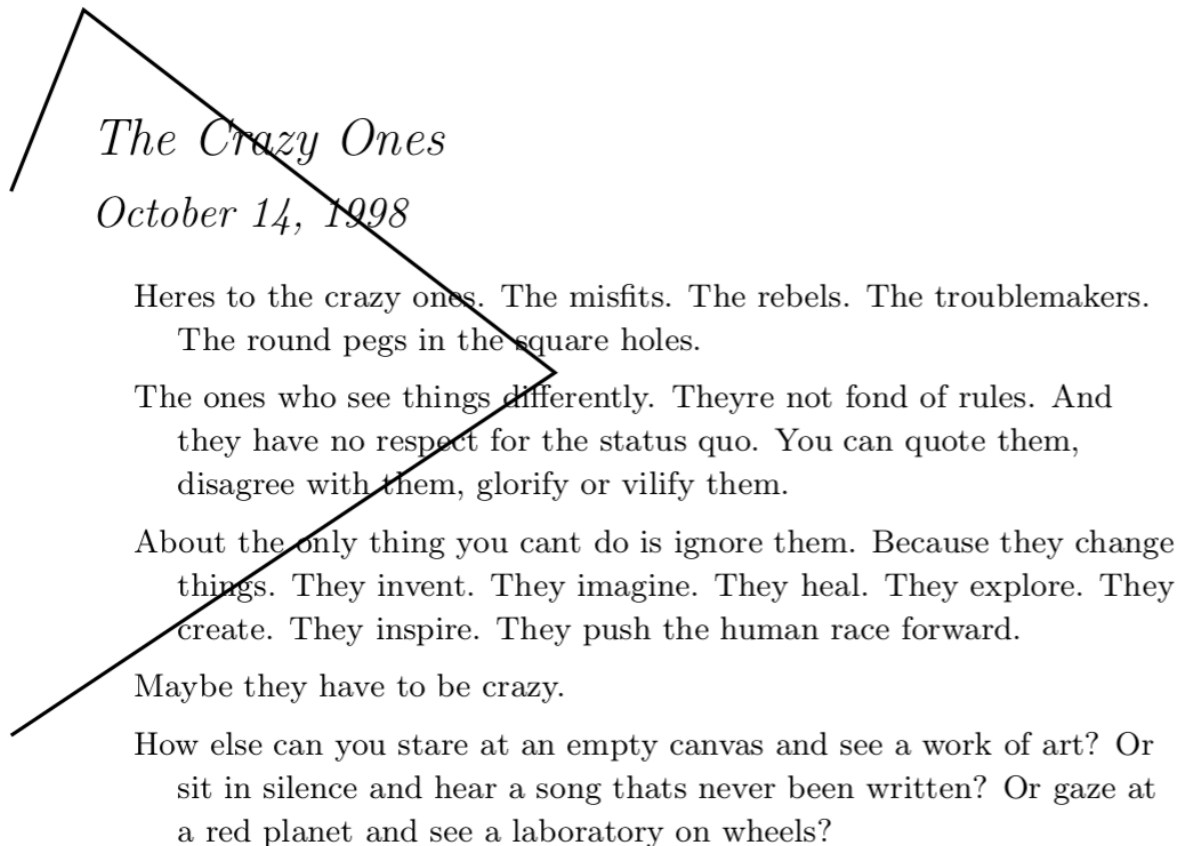
(continues on next page)

(continued from previous page)

```
# Write the annotated file to disk
with open("annotated-pdf.pdf", "wb") as fp:
    writer.write(fp)
```

18.5 PolyLine

If you want to add a line like this:



you can use *PolyLine*:

```
from pypdf import PdfReader, PdfWriter
from pypdf.annotations import PolyLine

pdf_path = os.path.join(RESOURCE_ROOT, "crazyones.pdf")
reader = PdfReader(pdf_path)
page = reader.pages[0]
writer = PdfWriter()
writer.add_page(page)

# Add the polyline
```

(continues on next page)

(continued from previous page)

```

annotation = PolyLine(
    vertices=[(50, 550), (200, 650), (70, 750), (50, 700)],
)
writer.add_annotation(page_number=0, annotation=annotation)

# Write the annotated file to disk
with open("annotated-pdf.pdf", "wb") as fp:
    writer.write(fp)

```

18.6 Rectangle

If you want to add a rectangle like this:

The Crazy Ones

October 14, 1998

Heres to the crazy ones. The misfits. The rebels. The troublemakers.
The round pegs in the square holes.

The ones who see things differently. Theyre not fond of rules. And
they have no respect for the status quo. You can quote them,
disagree with them, glorify or vilify them.

About the only thing you cant do is ignore them. Because they change
things. They invent. They imagine. They heal. They explore. They
create. They inspire. They push the human race forward.

Maybe they have to be crazy.

How else can you stare at an empty canvas and see a work of art? Or
sit in silence and hear a song thats never been written? Or gaze at
a red planet and see a laboratory on wheels?

We make tools for these kinds of people.

you can use *Rectangle*:

```

from pypdf import PdfReader, PdfWriter
from pypdf.annotations import Rectangle

pdf_path = os.path.join(RESOURCE_ROOT, "crazyones.pdf")
reader = PdfReader(pdf_path)
page = reader.pages[0]
writer = PdfWriter()
writer.add_page(page)

# Add the rectangle
annotation = Rectangle(
    rect=(50, 550, 200, 650),

```

(continues on next page)

(continued from previous page)

```

)
writer.add_annotation(page_number=0, annotation=annotation)

# Write the annotated file to disk
with open("annotated-pdf.pdf", "wb") as fp:
    writer.write(fp)

```

If you want the rectangle to be filled, use the `interiour_color="ff0000"` parameter.

This method uses the “square” annotation type of the PDF format.

18.7 Ellipse

If you want to add a circle like this:

The Crazy Ones

October 14, 1998

Heres to the crazy ones. The misfits. The rebels. T
The round pegs in the square holes.

Th things differently. Theyre not fon
for the status quo. You car
rify or vilify them.

nt do is ignore them. E

y imagine. They heal. '

hey push the human race

se crazy.

How else can you stare at an empty canvas and see
sit in silence and hear a song thats never been w
a red planet and see a laboratory on wheels?

We make tools for these kinds of people.

*** **

you can use [Ellipse](#):

```
from pypdf import PdfReader, PdfWriter
from pypdf.annotations import Ellipse

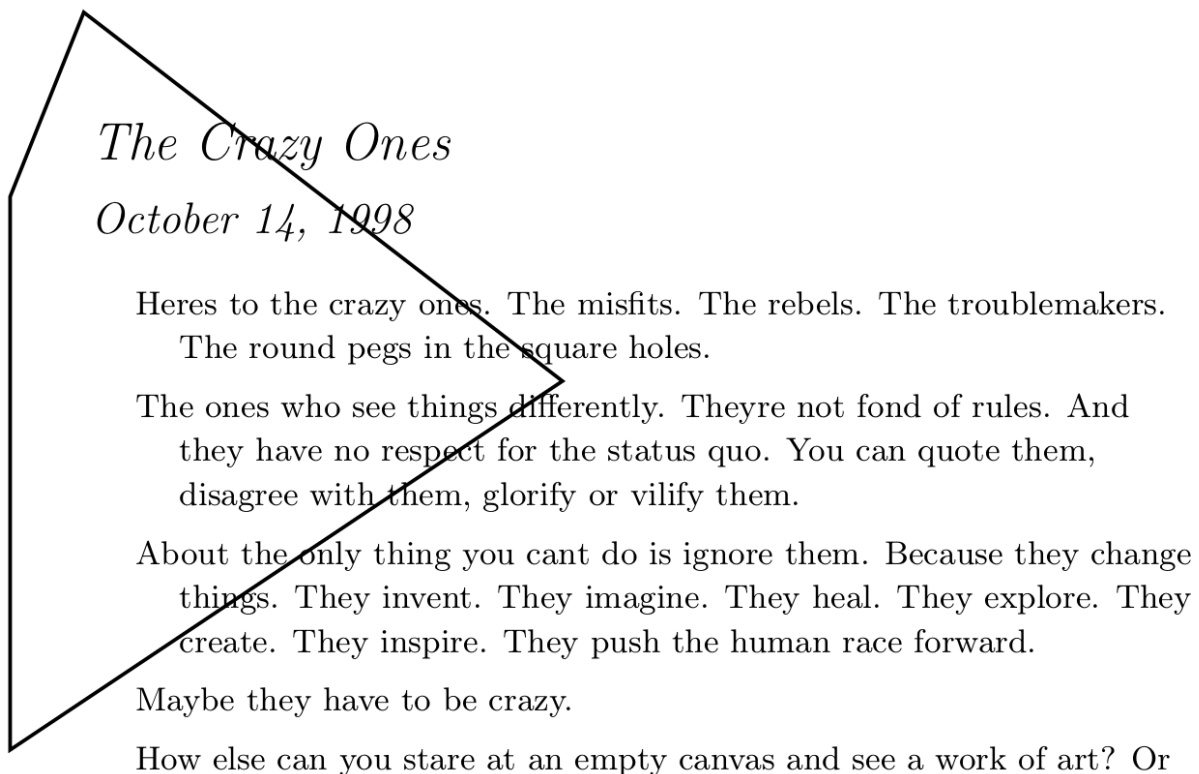
pdf_path = os.path.join(RESOURCE_ROOT, "crazyones.pdf")
reader = PdfReader(pdf_path)
page = reader.pages[0]
writer = PdfWriter()
writer.add_page(page)

# Add the rectangle
annotation = Ellipse(
    rect=(50, 550, 200, 650),
)
writer.add_annotation(page_number=0, annotation=annotation)

# Write the annotated file to disk
with open("annotated-pdf.pdf", "wb") as fp:
    writer.write(fp)
```

18.8 Polygon

If you want to add a polygon like this:



you can use [Polygon](#):


```

from pypdf import PdfReader, PdfWriter
from pypdf.annotations import Polygon

pdf_path = os.path.join(RESOURCE_ROOT, "crazyones.pdf")
reader = PdfReader(pdf_path)
page = reader.pages[0]
writer = PdfWriter()
writer.add_page(page)

# Add the line
annotation = Polygon(
    vertices=[(50, 550), (200, 650), (70, 750), (50, 700)],
)
writer.add_annotation(page_number=0, annotation=annotation)

# Write the annotated file to disk
with open("annotated-pdf.pdf", "wb") as fp:
    writer.write(fp)

```

18.9 Popup

Manage the Popup windows for markups. looks like this:

CHAPTER 8	604	Interactive Features
-----------	-----	----------------------

8.4 Annotations

An *annotation* associates an object such as a note, sound, or movie with a location on a page of a PDF document, or provides a way to interact with the user by means of the mouse and keyboard. PDF includes a wide variety of standard annotation types, described in detail in Section 8.4.5, “Annotation Types.”

Many of the standard annotation types may be displayed in either the *open* or the *closed* state. When closed, they appear on the page in some form, such as an icon, a box, or a rubber stamp, depending on the type. When the user *activates* the annotation by clicking it, it displays the associated object, such as by opening a pop-up window displaying a text note or playing a sound or a movie.

WE HAVE BEEN TRACKING GREAT EMPLOYEES

when we began research on our book *The 100 Best Companies to*

more than 1,0

viable candida

participate. (T

years old and

We asked

Comment

This is the text associated with the highlight annotation.

of

post

to

en

25

ppZZ 13:37

popup window

Add a reply...

Reply X

you can use the *Popup*:

you have to use the returned result from `add_annotation()` to fill-up the

```
from pypdf.annotations import Popup, Text

# Arrange
writer = pypdf.PdfWriter()
writer.append(os.path.join(RESOURCE_ROOT, "crazyones.pdf"), [0])

# Act
text_annotation = writer.add_annotation(
    0,
    Text(
        text="Hello World\nThis is the second line!",
        rect=(50, 550, 200, 650),
        open=True,
    ),
)

popup_annotation = Popup(
    rect=(50, 550, 200, 650),
    open=True,
    parent=text_annotation, # use the output of add_annotation
)

writer.write("annotated-pdf-popup.pdf")
```

18.10 Link

If you want to add a link, you can use *Link*:

```
from pypdf import PdfReader, PdfWriter
from pypdf.annotations import Link

pdf_path = os.path.join(RESOURCE_ROOT, "crazyones.pdf")
reader = PdfReader(pdf_path)
page = reader.pages[0]
writer = PdfWriter()
writer.add_page(page)

# Add the line
annotation = Link(
    rect=(50, 550, 200, 650),
    url="https://martin-thoma.com/",
)
writer.add_annotation(page_number=0, annotation=annotation)

# Write the annotated file to disk
with open("annotated-pdf.pdf", "wb") as fp:
    writer.write(fp)
```

You can also add internal links:

```

from pypdf import PdfReader, PdfWriter
from pypdf.annotations import Link

pdf_path = os.path.join(RESOURCE_ROOT, "crazyones.pdf")
reader = PdfReader(pdf_path)
page = reader.pages[0]
writer = PdfWriter()
writer.add_page(page)

# Add the line
annotation = Link(
    rect=(50, 550, 200, 650), target_page_index=3, fit="/FitH", fit_args=(123,)
)
writer.add_annotation(page_number=0, annotation=annotation)

# Write the annotated file to disk
with open("annotated-pdf.pdf", "wb") as fp:
    writer.write(fp)

```

18.11 Text Markup Annotations

Text markup annotations refer to a specific piece of text within the document.

Those are a bit more complicated as you need to know exactly where the text is, the so-called “Quad points”.

18.11.1 Highlighting

If you want to highlight text like this:

*The **Crazy** Ones*
October 14, 1998

Heres to the crazy ones. The misfits. The rebels. The troublemakers.
 The round pegs in the square holes.

you can use the *Highlight*:

```

from pypdf import PdfReader, PdfWriter
from pypdf.annotations import Highlight
from pypdf.generic import ArrayObject, FloatObject

pdf_path = os.path.join(RESOURCE_ROOT, "crazyones.pdf")
reader = PdfReader(pdf_path)
page = reader.pages[0]
writer = PdfWriter()

```

(continues on next page)

(continued from previous page)

```
writer.add_page(page)

rect = (50, 550, 200, 650)
quad_points = [rect[0], rect[1], rect[2], rect[1], rect[0], rect[3], rect[2], rect[3]]

# Add the highlight
annotation = Highlight(
    rect=rect,
    quad_points=ArrayObject([FloatObject(quad_point) for quad_point in quad_points]),
)
writer.add_annotation(page_number=0, annotation=annotation)

# Write the annotated file to disk
with open("annotated-pdf.pdf", "wb") as fp:
    writer.write(fp)
```

ADDING VIEWER PREFERENCES

It is possible to set viewer preferences of a PDF file. These properties are described in Section 12.2 of the [PDF 1.7 specification](#).

Note that the `/ViewerPreferences` dictionary does not exist by default. If it's not already present, it must be created by calling the `create_viewer_preferences` method of the `PdfWriter` object.

If viewer preferences exist in a PDF file being read with `PdfReader`, you can access them as properties of `viewer_preferences`. Otherwise, the `viewer_preferences` property will be set to `None`.

19.1 Example

```
from pypdf import PdfWriter
from pypdf.generic import ArrayObject, NumberObject

writer = PdfWriter()

writer.create_viewer_preferences()

# /HideToolbar
writer.viewer_preferences.hide_toolbar = True
# /HideMenubar
writer.viewer_preferences.hide_menubar = True
# /HideWindowUI
writer.viewer_preferences.hide_windowui = True
# /FitWindow
writer.viewer_preferences.fit_window = True
# /CenterWindow
writer.viewer_preferences.center_window = True
# /DisplayDocTitle
writer.viewer_preferences.display_doctitle = True

# /NonFullScreenPageMode
writer.viewer_preferences.non_fullscreen_pagemode = "/UseNone" # default
writer.viewer_preferences.non_fullscreen_pagemode = "/UseOutlines"
writer.viewer_preferences.non_fullscreen_pagemode = "/UseThumbs"
writer.viewer_preferences.non_fullscreen_pagemode = "/UseOC"

# /Direction
writer.viewer_preferences.direction = "/L2R" # default
```

(continues on next page)

(continued from previous page)

```
writer.viewer_preferences.direction = "/R2L"

# /ViewArea
writer.viewer_preferences.view_area = "/CropBox"
# /ViewClip
writer.viewer_preferences.view_clip = "/CropBox"
# /PrintArea
writer.viewer_preferences.print_area = "/CropBox"
# /PrintClip
writer.viewer_preferences.print_clip = "/CropBox"

# /PrintScaling
writer.viewer_preferences.print_scaling = "/None"
writer.viewer_preferences.print_scaling = "/AppDefault" # default according to PDF spec

# /Duplex
writer.viewer_preferences.duplex = "/Simplex"
writer.viewer_preferences.duplex = "/DuplexFlipShortEdge"
writer.viewer_preferences.duplex = "/DuplexFlipLongEdge"

# /PickTrayByPDFSize
writer.viewer_preferences.pick_tray_by_pdfsize = True
# /PrintPageRange
writer.viewer_preferences.print_pagerange = ArrayObject(
    [NumberObject("1"), NumberObject("10"), NumberObject("20"), NumberObject("30")]
)
# /NumCopies
writer.viewer_preferences.num_copies = 2

for i in range(40):
    writer.add_blank_page(10, 10)

with open("output.pdf", "wb") as output_stream:
    writer.write(output_stream)
```

The names beginning with a slash character are part of the PDF file format. They are included here to aid to anyone searching pypdf documentation for these names from the PDF specification.

INTERACTIONS WITH PDF FORMS

20.1 Reading form fields

```
from pypdf import PdfReader

reader = PdfReader("form.pdf")
fields = reader.get_form_text_fields()
fields == {"key": "value", "key2": "value2"}

# You can also get all fields:
fields = reader.get_fields()
```

20.2 Filling out forms

```
from pypdf import PdfReader, PdfWriter

reader = PdfReader("form.pdf")
writer = PdfWriter()

page = reader.pages[0]
fields = reader.get_fields()

writer.append(reader)

writer.update_page_form_field_values(
    writer.pages[0],
    {"fieldname": "some filled in text"},
    auto_regenerate=False,
)

# write "output" to pypdf-output.pdf
with open("filled-out.pdf", "wb") as output_stream:
    writer.write(output_stream)
```

Generally speaking, you will always want to use `auto_regenerate=False`. The parameter is `True` by default for legacy compatibility, but this flags the PDF Viewer to recompute the field's rendering, and may trigger a “save changes” dialog for users who open the generated PDF.

20.3 Some notes about form fields and annotations

PDF forms have a dual-nature approach about the fields:

- Within the root object, an `/AcroForm` structure exists. Inside it you could find (optional):
 - some global elements (Fonts, Resources,...)
 - some global flags (like `/NeedAppearances` (set/cleared with `auto_regenerate` parameter in `update_page_form_field_values()`) that indicates if the reading program should re-render the visual fields upon document launch)
 - `/XFA` that houses a form in XDP format (very specific XML that describes the form rendered by some viewers); the `/XFA` form overrides the page content
 - `/Fields` that houses an array of indirect references that reference the upper *Field Objects* (roots)
- Within the page `/Annots`, you will spot `/Widget` annotations that define the visual rendering.

To flesh out this overview:

- The core specific properties of a field are:
 - `/FT`: Field Type (Button, Text, Choice, Signatures)
 - `/T`: Partial Field Name (see PDF Reference for more details)
 - `/V`: Field Value
 - `/DV`: Default Field Value (used when resetting a form for example)
- In order to streamline readability, *Field Objects* and *Widget Objects* can be fused housing all properties.
- Fields can be organised hierarchically, id est one field can be placed under another. In such instances, the `/Parent` will have an `IndirectObject` providing Bottom-Up links and `/Kids` is an array carrying `IndirectObjects` for Top-Down navigation; *Widget Objects* are still required for visual rendering. To call upon them, use the *fully qualified field name* (where all the individual names of the parent objects are separated by `.`)

For instance take two (visual) fields both called *city*, but attached below *sender* and *receiver*; the corresponding full names will be *sender.city* and *receiver.city*.
- When a field is repeated on multiple pages, the Field Object will have many *Widget Objects* in `/Kids`. These objects are pure *widgets*, containing no *field* specific data.
- If Fields stores only hidden values, no *Widgets* are required.

In *pypdf* fields are extracted from the `/Fields` array:

```
from pypdf import PdfReader

reader = PdfReader("form.pdf")
fields = reader.get_fields()
```

```
from pypdf import PdfReader
from pypdf.constants import AnnotationDictionaryAttributes

reader = PdfReader("form.pdf")
fields = []
for page in reader.pages:
    for annot in page.annotations:
        annot = annot.get_object()
```

(continues on next page)

(continued from previous page)

```
if annot[AnnotationDictionaryAttributes.Subtype] == "/Widget":  
    fields.append(annot)
```

However, while similar, there are some very important differences between the two above blocks of code. Most importantly, the first block will return a list of `Field` objects, whereas the second will return more generic dictionary-like objects. The objects lists will *mostly* reference the same object in the underlying PDF, meaning you'll find that `obj_taken_fom_first_list.indirect_reference == obj_taken_from_second_list.indirect_reference`. Field objects are generally more ergonomic, as the exposed data can be accessed via clearly named properties. However, the more generic dictionary-like objects will contain data that the `Field` object does not expose, such as the `Rect` (the widget's position on the page). Therefore the correct approach depends on your use case.

However, it's also important to note that the two lists do not *always* refer to the same underlying PDF object. For example, if the form contains radio buttons, you will find that `reader.get_fields()` will get the parent object (the group of radio buttons) whereas `page.annotations` will return all the child objects (the individual radio buttons).

Caution: Remember that fields are not stored in pages: If you use `add_page()` the field structure is not copied. It is recommended to use `.append()` with the proper parameters instead.

In case of missing *field* objects in `/Fields`, `writer.reattach_fields()` will parse page(s) annotations and will reattach them. This fix can not guess intermediate fields and will not report fields using the same *name*.

20.4 Identify pages where fields are used

On order to ease locating page fields you can use `page.get_pages_using_field`. This methods accepts a field object, id est a *PdfObject* that represents a field (as are extracted from `_root_object["/AcroForm"]["/Fields"]`). The method returns a list of pages, because a field can have multiple widgets as mentioned previously (e.g. radio buttons or text displayed on multiple pages).

The page numbers can then be retrieved as usual by using `page.page_number`.

STREAMING DATA WITH PYPDF

In some cases you might want to avoid saving things explicitly as a file to disk, e.g. when you want to store the PDF in a database or AWS S3.

pypdf supports streaming data to a file-like object:

```
from io import BytesIO

# Prepare example
with open("example.pdf", "rb") as fh:
    bytes_stream = BytesIO(fh.read())

# Read from bytes_stream
reader = PdfReader(bytes_stream)

# Write to bytes_stream
writer = PdfWriter()
with BytesIO() as bytes_stream:
    writer.write(bytes_stream)
```

21.1 Writing a PDF directly to AWS S3

Suppose you want to manipulate a PDF and write it directly to AWS S3 without having to write the document to a file first. We have the original PDF in `raw_bytes_data` as bytes and want to set `my-secret-password`:

```
from io import BytesIO

import boto3
from pypdf import PdfReader, PdfWriter

reader = PdfReader(BytesIO(raw_bytes_data))
writer = PdfWriter()

# Add all pages to the writer
for page in reader.pages:
    writer.add_page(page)

# Add a password to the new PDF
writer.encrypt("my-secret-password")
```

(continues on next page)

(continued from previous page)

```
# Save the new PDF to a file
with BytesIO() as bytes_stream:
    writer.write(bytes_stream)
    bytes_stream.seek(0)
    s3 = boto3.client("s3")
    s3.write_get_object_response(
        Body=bytes_stream, RequestRoute=request_route, RequestToken=request_token
    )
```

21.2 Reading PDFs directly from cloud services

One option is to first download the file and then pass the local file path to PdfReader. Another option is to get a byte stream.

For AWS S3 it works like this:

```
from io import BytesIO

import boto3
from pypdf import PdfReader

s3 = boto3.client("s3")
obj = s3.get_object(Body=csv_buffer.getvalue(), Bucket="my-bucket", Key="my/doc.pdf")
reader = PdfReader(BytesIO(obj["Body"].read()))
```

It works similarly for Google Cloud Storage ([example](#)).

REDUCE PDF FILE SIZE

There are multiple ways to reduce the size of a given PDF file. The easiest one is to remove content (e.g. images) or pages.

22.1 Removing duplication

Some PDF documents contain the same object multiple times. For example, if an image appears three times in a PDF it could be embedded three times. Or it can be embedded once and referenced twice.

This can be done by reading and writing the file:

```
from pypdf import PdfReader, PdfWriter

reader = PdfReader("big-old-file.pdf")
writer = PdfWriter()

for page in reader.pages:
    writer.add_page(page)

writer.add_metadata(reader.metadata)

with open("smaller-new-file.pdf", "wb") as fp:
    writer.write(fp)
```

It depends on the PDF how well this works, but we have seen an 86% file reduction (from 5.7 MB to 0.8 MB) within a real PDF.

22.2 Removing Images

```
from pypdf import PdfReader, PdfWriter

reader = PdfReader("example.pdf")
writer = PdfWriter()

for page in reader.pages:
    writer.add_page(page)

writer.remove_images()
```

(continues on next page)

(continued from previous page)

```
with open("out.pdf", "wb") as f:
    writer.write(f)
```

22.3 Reducing Image Quality

If we reduce the quality of the images within the PDF, we can **sometimes** reduce the file size of the PDF overall. That depends on how well the reduced quality image can be compressed.

```
from pypdf import PdfReader, PdfWriter

reader = PdfReader("example.pdf")
writer = PdfWriter()

for page in reader.pages:
    writer.add_page(page)

for page in writer.pages:
    for img in page.images:
        img.replace(img.image, quality=80)

with open("out.pdf", "wb") as f:
    writer.write(f)
```

22.4 Lossless Compression

pypdf supports the FlateDecode filter which uses the zlib/deflate compression method. It is a lossless compression, meaning the resulting PDF looks exactly the same.

Deflate compression can be applied to a page via `page.compress_content_streams`:

```
from pypdf import PdfWriter

writer = PdfWriter(clone_from="example.pdf")

for page in writer.pages:
    page.compress_content_streams() # This is CPU intensive!

with open("out.pdf", "wb") as f:
    writer.write(f)
```

`page.compress_content_streams` uses `zlib.compress` and supports the `level` parameter: `level=0` means no compression, `level=9` refers to the highest compression.

Using this method, we have seen a reduction by 70% (from 11.8 MB to 3.5 MB) with a real PDF.

22.5 Removing Sources

When a page is removed from the page list, its content will still be present in the PDF file. This means that the data may still be used elsewhere.

Simply removing a page from the page list will reduce the page count but not the file size. In order to exclude the content completely, the pages should not be added to the PDF using the PdfWriter.append() function. Instead, only the desired pages should be selected for inclusion (note: [PR #1843](#) will add a page deletion feature).

There can be issues with poor PDF formatting, such as when all pages are linked to the same resource. In such cases, dropping references to specific pages becomes useless because there is only one source for all pages.

Cropping is an ineffective method for reducing the file size because it only adjusts the viewboxes and not the external parts of the source image. Therefore, the content that is no longer visible will still be present in the PDF.

PDF VERSION SUPPORT

PDF comes in the following versions:

- 1993: 1.0
- 1994: 1.1
- 1996: 1.2
- 1999: 1.3
- 2001: 1.4
- 2003: 1.5
- 2004: 1.6
- 2006 - 2012: 1.7, ISO 32000-1:2008
- 2017: 2.0

The general format didn't change, but new features got added. It can be that pypdf can do the operations you want on PDF 2.0 files without fully supporting all features of PDF 2.0.

23.1 PDF Feature Support by pypdf

Feature	PDF-Version	pypdf Support
Transparent Graphics	1.4	?
CMaps	1.4	
Object Streams	1.5	?
Cross-reference Streams	1.5	?
Optional Content Groups (OCGs) - Layers	1.5	?
Content Stream Compression	1.5	?
AES Encryption	1.6	

See [History of PDF](#) for more features.

Some PDF features are not supported by pypdf, but other libraries can be used for them:

- [pyHanko](#): Cryptographically sign a PDF (#302)
- [camelot-py](#): Table Extraction (#231)

PDF/A COMPLIANCE

PDF/A is a specialized, ISO-standardized version of the Portable Document Format (PDF) specifically designed for the long-term preservation and archiving of electronic documents. It ensures that files remain accessible, readable, and true to their original appearance by embedding all necessary fonts, images, and metadata within the document itself. By adhering to strict guidelines and minimizing dependencies on external resources or proprietary software, PDF/A ensures the consistent and reliable reproduction of content, safeguarding it against future technological changes and obsolescence.

24.1 PDF/A Versions

- **PDF/A-1:** Based on PDF 1.4, PDF/A-1 is the first version of the standard and is divided into two levels: PDF/A-1a (Level A, ensuring accessibility) and PDF/A-1b (Level B, ensuring visual preservation).
 - **Level B** (Basic): Ensures visual preservation and basic requirements for archiving.
 - **Level A** (Accessible): Everything from level B, but includes additional requirements for accessibility, such as tagging, Unicode character mapping, and logical structure.
- **PDF/A-2:** Based on PDF 1.7 (ISO 32000-1), PDF/A-2 adds features and improvements over PDF/A-1, while maintaining compatibility with PDF/A-1b (Level B) documents.
 - **Level B** (Basic): Like PDF/A-1b, but support for PDF 1.7 features such as transparency layers.
 - **Level U** (Unicode): Ensures Unicode mapping without the full accessibility requirements of PDF/A-1a (Level A).
 - **Level A** (Accessible): Similar to PDF/A-1a
- **PDF/A-3:** Based on PDF 1.7 (ISO 32000-1), PDF/A-3 is similar to PDF/A-2 but allows the embedding of non-PDF/A files as attachments, enabling the archiving of source or supplementary data alongside the PDF/A document. This is interesting for invoices which can add XML files.
- **PDF/A-4:** Based on PDF 2.0 (ISO 32000-2), PDF/A-4 introduces new features and improvements for better archiving and accessibility. The previous levels are replaced by PDF/A-4f (ensuring visual preservation and allowing attachments) and PDF/A-4e (Engineering, allows 3D content).

24.2 PDF/A-1b

In contrast to other PDF documents, PDF/A-1b documents must fulfill those requirements:

- **MarkInfo Object:** The MarkInfo object is a dictionary object within a PDF/A file that provides information about the logical structure and tagging of the document. The MarkInfo object indicates whether the document is tagged, contains optional content, or has a structure tree that describes the logical arrangement of content such as headings, paragraphs, lists, and tables. By including the MarkInfo object, PDF/A ensures that electronic documents are accessible to users with disabilities, such as those using screen readers or other assistive technologies.
- **Embedded fonts:** All fonts used in the document must be embedded to ensure consistent text rendering across different devices and systems.
- **Color Spaces:** DeviceRGB is a device-dependent color space that relies on the specific characteristics of the output device, which can lead to inconsistent color rendering across various devices. To achieve accurate and consistent color representation, PDF/A requires the use of device-independent color spaces, such as ICC-based color profiles.
- **XMP (Extensible Metadata Platform) metadata:** XMP metadata provides a standardized and extensible way to store essential information about a document and its properties. XMP metadata is an XML-based format embedded directly within a PDF/A file. It contains various types of information, such as document title, author, creation and modification dates, keywords, and copyright information, as well as PDF/A-specific details like conformance level and OutputIntent.

24.3 Validation

VeraPDF is the go-to PDF/A validator.

There are several online-validators which allow you to simply upload the document:

- pdfen.com
- avepdf.com : Gives an error report
- pdfa.org
- visual-paradigm.com - can convert the PDF to a PDF/A
- pdf2go.com
- slub-dresden.de links to relevant parts in the specification.

24.4 pypdf and PDF/A

At the moment, pypdf does not make any guarantees regarding PDF/A. [Support is very welcome.](#)

THE PDFREADER CLASS

```
class pypdf.PdfReader(stream: Union[str, IO[Any], Path], strict: bool = False, password: Union[None, str, bytes] = None)
```

Bases: PdfDocCommon

Initialize a PdfReader object.

This operation can take some time, as the PDF stream's cross-reference tables are read into memory.

Parameters

- **stream** – A File object or an object that supports the standard read and seek methods similar to a File object. Could also be a string representing a path to a PDF file.
- **strict** – Determines whether user should be warned of all problems and also causes some correctable problems to be fatal. Defaults to False.
- **password** – Decrypt PDF file at initialization. If the password is None, the file will not be decrypted. Defaults to None.

strict: `bool` = False

flattened_pages: `Optional[List[PageObject]]` = None

resolved_objects: `Dict[Tuple[Any, Any], Optional[PdfObject]]`

Storage of parsed PDF objects.

property root_object: `DictionaryObject`

Provide access to “/Root”. standardized with PdfWriter.

property pdf_header: `str`

The first 8 bytes of the file.

This is typically something like '%PDF-1.6' and can be used to detect if the file is actually a PDF file and which version it is.

property xmp_metadata: `Optional[XmpInformation]`

XMP (Extensible Metadata Platform) data.

get_object(indirect_reference: Union[int, IndirectObject]) → `Optional[PdfObject]`

read_object_header(stream: IO[Any]) → `Tuple[int, int]`

cache_get_indirect_object(generation: int, idnum: int) → `Optional[PdfObject]`

cache_indirect_object(generation: int, idnum: int, obj: Optional[PdfObject]) → `Optional[PdfObject]`

read(*stream: IO[Any]*) → None

decrypt(*password: Union[str, bytes]*) → PasswordType

When using an encrypted / secured PDF file with the PDF Standard encryption handler, this function will allow the file to be decrypted. It checks the given password against the document's user password and owner password, and then stores the resulting decryption key if either password is correct.

It does not matter which password was matched. Both passwords provide the correct decryption key that will allow the document to be used with this library.

Parameters **password** – The password to match.

Returns An indicator if the document was decrypted and whether it was the owner password or the user password.

property attachments: Mapping[str, List[bytes]]

decode_permissions(*permissions_code: int*) → Dict[str, bool]

Take the permissions as an integer, return the allowed access.

get_destination_page_number(*destination: Destination*) → Optional[int]

Retrieve page number of a given Destination object.

Parameters **destination** – The destination to get page number.

Returns The page number or None if page is not found

get_fields(*tree: Optional[TreeObject] = None, retval: Optional[Dict[Any, Any]] = None, fileobj: Optional[Any] = None*) → Optional[Dict[str, Any]]

Extract field data if this PDF contains interactive form fields.

The *tree* and *retval* parameters are for recursive use.

Parameters

- **tree** –
- **retval** –
- **fileobj** – A file object (usually a text file) to write a report to on all interactive form fields found.

Returns A dictionary where each key is a field name, and each value is a *Field* object. By default, the mapping name is used for keys. None if form data could not be located.

get_form_text_fields(*full_qualified_name: bool = False*) → Dict[str, Any]

Retrieve form fields from the document with textual data.

Parameters **full_qualified_name** – to get full name

Returns

A dictionary. The key is the name of the form field, the value is the content of the field.

If the document contains multiple form fields with the same name, the second and following will get the suffix .2, .3, ...

get_named_dest_root() → ArrayObject

get_num_pages() → int

Calculate the number of pages in this PDF file.

Returns The number of pages of the parsed PDF file

Raises *PdfReadError* – if file is encrypted and restrictions prevent this action.

get_page(*page_number: int*) → *PageObject*

Retrieve a page by number from this PDF file. Most of the time `.pages[page_number]` is preferred.

Parameters *page_number* – The page number to retrieve (pages begin at zero)

Returns A *PageObject* instance.

get_page_number(*page: PageObject*) → *Optional[int]*

Retrieve page number of a given *PageObject*.

Parameters *page* – The page to get page number. Should be an instance of *PageObject*

Returns The page number or None if page is not found

get_pages_showing_field(*field: Union[Field, PdfObject, IndirectObject]*) → *List[PageObject]*

Provides list of pages where the field is called.

Parameters *field* – Field Object, PdfObject or IndirectObject referencing a Field

Returns

List of pages –

- **Empty list:** The field has no widgets attached (either hidden field or ancestor field).
- **Single page list:** Page where the widget is present (most common).
- **Multi-page list:** Field with multiple kids widgets (example: radio buttons, field repeated on multiple pages).

property is_encrypted: *bool*

Read-only boolean property showing whether this PDF file is encrypted.

Note that this property, if true, will remain true even after the *decrypt()* method is called.

property metadata: *Optional[DocumentInformation]*

Retrieve the PDF file's document information dictionary, if it exists.

Note that some PDF files use metadata streams instead of document information dictionaries, and these metadata streams will not be accessed by this function.

property named_destinations: *Dict[str, Any]*

A read-only dictionary which maps names to *Destinations*

property open_destination: *Union[None, Destination, TextStringObject, ByteStringObject]*

Property to access the opening destination (/OpenAction entry in the PDF catalog). It returns None if the entry does not exist is not set.

Raises *Exception* – If a destination is invalid.

property outline: *List[Union[Destination, List[Union[Destination, List[Destination]]]]]*

Read-only property for the outline present in the document.

(i.e., a collection of 'outline items' which are also known as 'bookmarks')

property page_labels: *List[str]*

A list of labels for the pages in this document.

This property is read-only. The labels are in the order that the pages appear in the document.

property page_layout: `Optional[str]`

Get the page layout currently being used.

Table 1: Valid layout values

/NoLayout	Layout explicitly not specified
/SinglePage	Show one page at a time
/OneColumn	Show one column at a time
/TwoColumnLeft	Show pages in two columns, odd-numbered pages on the left
/TwoColumn-Right	Show pages in two columns, odd-numbered pages on the right
/TwoPageLeft	Show two pages at a time, odd-numbered pages on the left
/TwoPageRight	Show two pages at a time, odd-numbered pages on the right

property page_mode: `Optional[Literal['/UseNone', '/UseOutlines', '/UseThumbs', '/FullScreen', '/UseOC', '/UseAttachments']]`

Get the page mode currently being used.

Table 2: Valid mode values

/UseNone	Do not show outline or thumbnails panels
/UseOutlines	Show outline (aka bookmarks) panel
/UseThumbs	Show page thumbnails panel
/FullScreen	Fullscreen view
/UseOC	Show Optional Content Group (OCG) panel
/UseAttachments	Show attachments panel

property pages: `List[PageObject]`

Property that emulates a list of [PageObject](#). this property allows to get a page or a range of pages.

For PdfWriter Only: It provides also capability to remove a page/range of page from the list (through del operator) Note: only the page entry is removed. As the objects beneath can be used somewhere else. A solution to completely remove them - if they are not used anywhere - is to write to a buffer/temporary file and to load it into a new PdfWriter object afterwards.

remove_page(page: `Union[int, PageObject, IndirectObject]`, clean: `bool = False`) → `None`

Remove page from pages list.

Parameters

- **page** – `int / PageObject / IndirectObject` PageObject : page to be removed. If the page appears many times only the first one will be removed
IndirectObject: Reference to page to be removed
`int`: Page number to be removed
- **clean** – replace PageObject with NullObject to prevent destination, annotation to reference a detached page

property threads: `Optional[ArrayObject]`

Read-only property for the list of threads.

See §8.3.2 from PDF 1.7 spec.

It's an array of dictionaries with “/F” and “/I” properties or None if there are no articles.

property user_access_permissions: `Optional[UserAccessPermissions]`

Get the user access permissions for encrypted documents. Returns None if not encrypted.

property viewer_preferences: `Optional[ViewerPreferences]`

Returns the existing ViewerPreferences as an overloaded dictionary.

property xfa: `Optional[Dict[str, Any]]`

add_form_topname(*name: str*) → `Optional[DictionaryObject]`

Add a top level form that groups all form fields below it.

Parameters *name* – text string of the “/T” Attribute of the created object

Returns The created object. None means no object was created.

rename_form_topname(*name: str*) → `Optional[DictionaryObject]`

Rename top level form field that all form fields below it.

Parameters *name* – text string of the “/T” field of the created object

Returns The modified object. None means no object was modified.

class pypdf.PasswordType(*value, names=None, *values, module=None, qualname=None, type=None, start=1, boundary=None*)

Bases: `IntEnum`

NOT_DECRYPTED = 0

USER_PASSWORD = 1

OWNER_PASSWORD = 2

THE PDFWRITER CLASS

```
class pypdf.PdfWriter(fileobj: Union[str, IO[Any]] = "", clone_from: Union[None, PdfReader, str, IO[Any],  
                           Path] = None)
```

Bases: PdfDocCommon

Write a PDF file out, given pages produced by another class or through cloning a PDF file during initialization. Typically data is added from a [PdfReader](#).

property is_encrypted: [bool](#)

Read-only boolean property showing whether this PDF file is encrypted.

Note that this property, if true, will remain true even after the [decrypt\(\)](#) method is called.

flattened_pages: [Optional\[List\[PageObject\]\]](#) = None

property root_object: [DictionaryObject](#)

Provide direct access to Pdf Structure.

Note: Recommended be used only for read access.

property xmp_metadata: [Optional\[XmpInformation\]](#)

XMP (Extensible Metadata Platform) data.

property pdf_header: [str](#)

Read/Write Property Header of the PDF document that is written.

This should be something like '%PDF-1.5'. It is recommended to set the lowest version that supports all features which are used within the PDF file.

Note: *pdf_header* returns a string but accepts bytes or str for writing

get_object(indirect_reference: [Union\[int, IndirectObject\]](#)) → [PdfObject](#)

set_need_appearances_writer(state: [bool](#) = True) → None

Sets the “NeedAppearances” flag in the PDF writer.

The “NeedAppearances” flag indicates whether the appearance dictionary for form fields should be automatically generated by the PDF viewer or if the embedded appearance should be used.

Parameters *state* – The actual value of the NeedAppearances flag.

Returns None

create_viewer_preferences() → [ViewerPreferences](#)

add_page(*page*: [PageObject](#), *excluded_keys*: [Iterable\[str\]](#) = ()) → [PageObject](#)

Add a page to this PDF file.

Recommended for advanced usage including the adequate *excluded_keys*.

The page is usually acquired from a [PdfReader](#) instance.

Parameters

- **page** – The page to add to the document. Should be an instance of [PageObject](#)
- **excluded_keys** –

Returns The added [PageObject](#).

insert_page(*page*: [PageObject](#), *index*: [int](#) = 0, *excluded_keys*: [Iterable\[str\]](#) = ()) → [PageObject](#)

Insert a page in this PDF file. The page is usually acquired from a [PdfReader](#) instance.

Parameters

- **page** – The page to add to the document.
- **index** – Position at which the page will be inserted.
- **excluded_keys** –

Returns The added [PageObject](#).

add_blank_page(*width*: [Optional\[float\]](#) = None, *height*: [Optional\[float\]](#) = None) → [PageObject](#)

Append a blank page to this PDF file and return it.

If no page size is specified, use the size of the last page.

Parameters

- **width** – The width of the new page expressed in default user space units.
- **height** – The height of the new page expressed in default user space units.

Returns The newly appended page

Raises [PageSizeNotDefinedError](#) – if width and height are not defined and previous page does not exist.

insert_blank_page(*width*: [Optional\[Union\[float, Decimal\]\]](#) = None, *height*: [Optional\[Union\[float, Decimal\]\]](#) = None, *index*: [int](#) = 0) → [PageObject](#)

Insert a blank page to this PDF file and return it.

If no page size is specified, use the size of the last page.

Parameters

- **width** – The width of the new page expressed in default user space units.
- **height** – The height of the new page expressed in default user space units.
- **index** – Position to add the page.

Returns The newly appended page.

Raises [PageSizeNotDefinedError](#) – if width and height are not defined and previous page does not exist.

property open_destination: [Union\[None, Destination, TextStringObject, ByteStringObject\]](#)

add_js(*javascript: str*) → *None*

Add JavaScript which will launch upon opening this PDF.

Parameters *javascript* – Your Javascript.

```
>>> output.add_js("this.print({bUI:true,bSilent:false,bShrinkToFit:true});")
# Example: This will launch the print window when the PDF is opened.
```

add_attachment(*filename: str, data: Union[str, bytes]*) → *None*

Embed a file inside the PDF.

Reference: https://opensource.adobe.com/dc-acrobat-sdk-docs/pdfstandards/PDF32000_2008.pdf Section 7.11.3

Parameters

- **filename** – The filename to display.
- **data** – The data in the file.

append_pages_from_reader(*reader: PdfReader, after_page_append: Optional[Callable[[PageObject], None]] = None*) → *None*

Copy pages from reader to writer. Includes an optional callback parameter which is invoked after pages are appended to the writer.

append should be preferred.

Parameters

- **reader** – a PdfReader object from which to copy page annotations to this writer object. The writer's annots will then be updated.
- **after_page_append** – Callback function that is invoked after each page is appended to the writer. Signature includes a reference to the appended page (delegates to `append_pages_from_reader`). The single parameter of the callback is a reference to the page just appended to the document.

update_page_form_field_values(*page: ~typing.Optional[~typing.Union[~pypdf._page.PageObject, ~typing.List[~pypdf._page.PageObject]]], fields: ~typing.Dict[str, ~typing.Any], flags: ~pypdf.constants.FieldFlag = FieldFlag.None, auto_regenerate: ~typing.Optional[bool] = True*) → *None*

Update the form field values for a given page from a fields dictionary.

Copy field texts and values from fields to page. If the field links to a parent object, add the information to the parent.

Parameters

- **page** – *PageObject* - references **PDF writer's page** where the annotations and field data will be updated. *List[Pageobject]* - provides list of page to be processed. *None* - all pages.
- **fields** – a Python dictionary of field names (/T) and text values (/V).
- **flags** – An integer (0 to 7). The first bit sets ReadOnly, the second bit sets Required, the third bit sets NoExport. See PDF Reference Table 8.70 for details.
- **auto_regenerate** – set/unset the `need_appearances` flag ; the flag is unchanged if `auto_regenerate` is *None*.

reattach_fields(*page: Optional[PageObject] = None*) → *List[DictionaryObject]*

Parse annotations within the page looking for orphan fields and reattach then into the Fields Structure.

Parameters **page** – page to analyze. If none is provided, all pages will be analyzed.

Returns list of reattached fields.

clone_reader_document_root(*reader: PdfReader*) → *None*

Copy the reader document root to the writer and all sub elements, including pages, threads, outlines,... For partial insertion, append should be considered.

Parameters **reader** – PdfReader from the document root should be copied.

clone_document_from_reader(*reader: PdfReader, after_page_append: Optional[Callable[[PageObject], None]] = None*) → *None*

Create a copy (clone) of a document from a PDF file reader cloning section ‘/Root’ and ‘/Info’ and ‘/ID’ of the pdf.

Parameters

- **reader** – PDF file reader instance from which the clone should be created.
- **after_page_append** – Callback function that is invoked after each page is appended to the writer. Signature includes a reference to the appended page (delegates to `append_pages_from_reader`). The single parameter of the callback is a reference to the page just appended to the document.

generate_file_identifiers() → *None*

Generate an identifier for the PDF that will be written.

The only point of this is ensuring uniqueness. Reproducibility is not required. When a file is first written, both identifiers shall be set to the same value. If both identifiers match when a file reference is resolved, it is very likely that the correct and unchanged file has been found. If only the first identifier matches, a different version of the correct file has been found. see 14.4 “File Identifiers”.

encrypt(*user_password: str, owner_password: Optional[str] = None, use_128bit: bool = True, permissions_flag: UserAccessPermissions = UserAccessPermissions.PRINT | MODIFY | EXTRACT | ADD_OR_MODIFY | R7 | R8 | FILL_FORM_FIELDS | EXTRACT_TEXT_AND_GRAPHICS | ASSEMBLE_DOC | PRINT_TO_REPRESENTATION | R13 | R14 | R15 | R16 | R17 | R18 | R19 | R20 | R21 | R22 | R23 | R24 | R25 | R26 | R27 | R28 | R29 | R30 | R31 | R32, *, algorithm: Optional[str] = None*) → *None*

Encrypt this PDF file with the PDF Standard encryption handler.

Parameters

- **user_password** – The password which allows for opening and reading the PDF file with the restrictions provided.
- **owner_password** – The password which allows for opening the PDF files without any restrictions. By default, the owner password is the same as the user password.
- **use_128bit** – flag as to whether to use 128bit encryption. When false, 40bit encryption will be used. By default, this flag is on.
- **permissions_flag** – permissions as described in TABLE 3.20 of the PDF 1.7 specification. A bit value of 1 means the permission is granted. Hence an integer value of -1 will set all flags. Bit position 3 is for printing, 4 is for modifying content, 5 and 6 control annotations, 9 for form fields, 10 for extraction of text and graphics.
- **algorithm** – encrypt algorithm. Values may be one of “RC4-40”, “RC4-128”, “AES-128”, “AES-256-R5”, “AES-256”. If it is valid, *use_128bit* will be ignored.

write_stream(*stream: IO[Any]*) → *None*

write(*stream*: *Union[Path, str, IO[Any]]*) → *Tuple[bool, IO[Any]]*

Write the collection of pages added to this object out as a PDF file.

Parameters **stream** – An object to write the file to. The object can support the write method and the tell method, similar to a file object, or be a file path, just like the fileobj, just named it stream to keep existing workflow.

Returns A tuple (bool, IO)

add_metadata(*infos*: *Dict[str, Any]*) → *None*

Add custom metadata to the output.

Parameters **infos** – a Python dictionary where each key is a field and each value is your new metadata.

get_reference(*obj*: *PdfObject*) → *IndirectObject*

get_outline_root() → *TreeObject*

get_threads_root() → *ArrayObject*

The list of threads.

See §12.4.3 of the PDF 1.7 or PDF 2.0 specification.

Returns An array (possibly empty) of Dictionaries with /F and /I properties.

property threads: *ArrayObject*

Read-only property for the list of threads.

See §8.3.2 from PDF 1.7 spec.

Each element is a dictionaries with /F and /I keys.

add_outline_item_destination(*page_destination*: *Union[IndirectObject, PageObject, TreeObject]*,
parent: *Union[None, TreeObject, IndirectObject] = None*, *before*:
Union[None, TreeObject, IndirectObject] = None, *is_open*: *bool = True*) → *IndirectObject*

add_outline_item_dict(*outline_item*: *Union[OutlineItem, Destination]*, *parent*: *Union[None, TreeObject, IndirectObject] = None*, *before*: *Union[None, TreeObject, IndirectObject] = None*, *is_open*: *bool = True*) → *IndirectObject*

add_outline_item(*title*: *str*, *page_number*: *~typing.Union[None, ~pypdf._page.PageObject, ~pypdf.generic._base.IndirectObject, int]*, *parent*: *~typing.Union[None, ~pypdf.generic._data_structures.TreeObject, ~pypdf.generic._base.IndirectObject] = None*, *before*: *~typing.Union[None, ~pypdf.generic._data_structures.TreeObject, ~pypdf.generic._base.IndirectObject] = None*, *color*:
~typing.Optional[~typing.Union[~typing.Tuple[float, float, float], str]] = None, *bold*:
bool = False, *italic*: *bool = False*, *fit*: *~pypdf.generic._fit.Fit = <pypdf.generic._fit.Fit object>*, *is_open*: *bool = True*) → *IndirectObject*

Add an outline item (commonly referred to as a “Bookmark”) to the PDF file.

Parameters

- **title** – Title to use for this outline item.
- **page_number** – Page number this outline item will point to.
- **parent** – A reference to a parent outline item to create nested outline items.
- **before** –

- **color** – Color of the outline item’s font as a red, green, blue tuple from 0.0 to 1.0 or as a Hex String (#RRGGBB)
- **bold** – Outline item font is bold
- **italic** – Outline item font is italic
- **fit** – The fit of the destination page.

Returns The added outline item as an indirect object.

add_outline() → *None*

add_named_destination_array(*title*: *TextStringObject*, *destination*: *Union[IndirectObject, ArrayObject]*) → *None*

add_named_destination_object(*page_destination*: *PdfObject*) → *IndirectObject*

add_named_destination(*title*: *str*, *page_number*: *int*) → *IndirectObject*

remove_links() → *None*

Remove links and annotations from this output.

remove_annotations(*subtypes*: *Optional[Union[Literall['Text', 'Link', 'FreeText', 'Line', 'Square', 'Circle', 'Polygon', 'PolyLine', 'Highlight', 'Underline', 'Squiggly', 'StrikeOut', 'Stamp', 'Caret', 'Ink', 'Popup', 'FileAttachment', 'Sound', 'Movie', 'Widget', 'Screen', 'PrinterMark', 'TrapNet', 'Watermark', '3D', 'Redact'], Iterable[Literall['Text', 'Link', 'FreeText', 'Line', 'Square', 'Circle', 'Polygon', 'PolyLine', 'Highlight', 'Underline', 'Squiggly', 'StrikeOut', 'Stamp', 'Caret', 'Ink', 'Popup', 'FileAttachment', 'Sound', 'Movie', 'Widget', 'Screen', 'PrinterMark', 'TrapNet', 'Watermark', '3D', 'Redact']]]])* → *None*

Remove annotations by annotation subtype.

Parameters **subtypes** – SubType or list of SubTypes to be removed. Examples are: “/Link”, “/FileAttachment”, “/Sound”, “/Movie”, “/Screen”, ... If you want to remove all annotations, use subtypes=None.

remove_objects_from_page(*page*: *Union[PageObject, DictionaryObject]*, *to_delete*: *Union[ObjectDeletionFlag, Iterable[ObjectDeletionFlag]]*) → *None*

Remove objects specified by *to_delete* from the given page.

Parameters

- **page** – Page object to clean up.
- **to_delete** – Objects to be deleted; can be a *ObjectDeletionFlag* or a list of *ObjectDeletionFlag*

remove_images(*to_delete*: *ImageType = ImageType.ALL*) → *None*

Remove images from this output.

Parameters **to_delete** – The type of images to be deleted (default = all images types)

remove_text() → *None*

Remove text from this output.

add_uri(*page_number*: *int*, *uri*: *str*, *rect*: *RectangleObject*, *border*: *Optional[ArrayObject] = None*) → *None*

Add an URI from a rectangular area to the specified page.

Parameters

- **page_number** – index of the page on which to place the URI action.

- **uri** – URI of resource to link to.
- **rect** – [RectangleObject](#) or array of four integers specifying the clickable rectangular area [xLL, yLL, xUR, yUR], or string in the form "[xLL yLL xUR yUR]".
- **border** – if provided, an array describing border-drawing properties. See the PDF spec for details. No border will be drawn if this argument is omitted.

set_page_layout(*layout*: [Literal](#)['/NoLayout', '/SinglePage', '/OneColumn', '/TwoColumnLeft', '/TwoColumnRight', '/TwoPageLeft', '/TwoPageRight']) → [None](#)

Set the page layout.

Parameters **layout** – The page layout to be used

Table 1: Valid layout arguments

/NoLayout	Layout explicitly not specified
/SinglePage	Show one page at a time
/OneColumn	Show one column at a time
/TwoColumnLeft	Show pages in two columns, odd-numbered pages on the left
/TwoColumn-Right	Show pages in two columns, odd-numbered pages on the right
/TwoPageLeft	Show two pages at a time, odd-numbered pages on the left
/TwoPageRight	Show two pages at a time, odd-numbered pages on the right

property page_layout: [Optional](#)[[Literal](#)['/NoLayout', '/SinglePage', '/OneColumn', '/TwoColumnLeft', '/TwoColumnRight', '/TwoPageLeft', '/TwoPageRight']]

Page layout property.

Table 2: Valid layout values

/NoLayout	Layout explicitly not specified
/SinglePage	Show one page at a time
/OneColumn	Show one column at a time
/TwoColumnLeft	Show pages in two columns, odd-numbered pages on the left
/TwoColumn-Right	Show pages in two columns, odd-numbered pages on the right
/TwoPageLeft	Show two pages at a time, odd-numbered pages on the left
/TwoPageRight	Show two pages at a time, odd-numbered pages on the right

property page_mode: [Optional](#)[[Literal](#)['/UseNone', '/UseOutlines', '/UseThumbs', '/FullScreen', '/UseOC', '/UseAttachments']]

Page mode property.

Table 3: Valid mode values

/UseNone	Do not show outline or thumbnails panels
/UseOutlines	Show outline (aka bookmarks) panel
/UseThumbs	Show page thumbnails panel
/FullScreen	Fullscreen view
/UseOC	Show Optional Content Group (OCG) panel
/UseAttachments	Show attachments panel

add_annotation(*page_number*: [Union](#)[*int*, [PageObject](#)], *annotation*: [Dict](#)[*str*, *Any*]) → [DictionaryObject](#)

Add a single annotation to the page. The added annotation must be a new annotation. It can not be recycled.

Parameters

- **page_number** – PageObject or page index.
- **annotation** – Annotation to be added (created with annotation).

Returns The inserted object This can be used for pop-up creation, for example

clean_page(page: *Union[PageObject, IndirectObject]*) → *PageObject*

Perform some clean up in the page. Currently: convert NameObject nameddestination to TextStringObject (required for names/dests list)

Parameters page –

Returns The cleaned PageObject

append(fileobj: *Union[str, IO[Any], PdfReader, Path]*, outline_item: *Union[str, None, PageRange, Tuple[int, int], Tuple[int, int, int], List[int]] = None*, pages: *Union[None, PageRange, Tuple[int, int], Tuple[int, int, int], List[int], List[PageObject]] = None*, import_outline: *bool = True*, excluded_fields: *Optional[Union[List[str], Tuple[str, ...]]] = None*) → *None*

Identical to the *merge()* method, but assumes you want to concatenate all pages onto the end of the file instead of specifying a position.

Parameters

- **fileobj** – A File Object or an object that supports the standard read and seek methods similar to a File Object. Could also be a string representing a path to a PDF file.
- **outline_item** – Optionally, you may specify a string to build an outline (aka ‘bookmark’) to identify the beginning of the included file.
- **pages** – Can be a *PageRange* or a (start, stop[, step]) tuple or a list of pages to be processed to merge only the specified range of pages from the source document into the output document.
- **import_outline** – You may prevent the source document’s outline (collection of outline items, previously referred to as ‘bookmarks’) from being imported by specifying this as False.
- **excluded_fields** – Provide the list of fields/keys to be ignored if /Annots is part of the list, the annotation will be ignored if /B is part of the list, the articles will be ignored

merge(position: *Optional[int]*, fileobj: *Union[Path, str, IO[Any], PdfReader]*, outline_item: *Optional[str] = None*, pages: *Optional[Union[str, PageRange, Tuple[int, int], Tuple[int, int, int], List[int], List[PageObject]]] = None*, import_outline: *bool = True*, excluded_fields: *Optional[Union[List[str], Tuple[str, ...]]] = ()*) → *None*

Merge the pages from the given file into the output file at the specified page number.

Parameters

- **position** – The *page number* to insert this file. File will be inserted after the given number.
- **fileobj** – A File Object or an object that supports the standard read and seek methods similar to a File Object. Could also be a string representing a path to a PDF file.
- **outline_item** – Optionally, you may specify a string to build an outline (aka ‘bookmark’) to identify the beginning of the included file.
- **pages** – can be a *PageRange* or a (start, stop[, step]) tuple or a list of pages to be processed to merge only the specified range of pages from the source document into the output document.

- **import_outline** – You may prevent the source document’s outline (collection of outline items, previously referred to as ‘bookmarks’) from being imported by specifying this as `False`.
- **excluded_fields** – provide the list of fields/keys to be ignored if `/Annots` is part of the list, the annotation will be ignored if `/B` is part of the list, the articles will be ignored

Raises `TypeError` – The `pages` attribute is not configured properly

add_filtered_articles(*fltr*: `Union[Pattern[Any], str]`, *pages*: `Dict[int, PageObject]`, *reader*: `PdfReader`)
→ `None`

Add articles matching the defined criteria.

Parameters

- **fltr** –
- **pages** –
- **reader** –

property attachments: `Mapping[str, List[bytes]]`

close() → `None`

To match the functions from Merger.

decode_permissions(*permissions_code*: `int`) → `Dict[str, bool]`

Take the permissions as an integer, return the allowed access.

get_destination_page_number(*destination*: `Destination`) → `Optional[int]`

Retrieve page number of a given `Destination` object.

Parameters **destination** – The destination to get page number.

Returns The page number or `None` if page is not found

get_fields(*tree*: `Optional[TreeObject] = None`, *retval*: `Optional[Dict[Any, Any]] = None`, *fileobj*: `Optional[Any] = None`) → `Optional[Dict[str, Any]]`

Extract field data if this PDF contains interactive form fields.

The *tree* and *retval* parameters are for recursive use.

Parameters

- **tree** –
- **retval** –
- **fileobj** – A file object (usually a text file) to write a report to on all interactive form fields found.

Returns A dictionary where each key is a field name, and each value is a `Field` object. By default, the mapping name is used for keys. `None` if form data could not be located.

get_form_text_fields(*full_qualified_name*: `bool = False`) → `Dict[str, Any]`

Retrieve form fields from the document with textual data.

Parameters **full_qualified_name** – to get full name

Returns

A dictionary. The key is the name of the form field, the value is the content of the field.

If the document contains multiple form fields with the same name, the second and following will get the suffix `.2`, `.3`, ...

get_named_dest_root() → *ArrayObject*

get_num_pages() → *int*

Calculate the number of pages in this PDF file.

Returns The number of pages of the parsed PDF file

Raises *PdfReadError* – if file is encrypted and restrictions prevent this action.

get_page(*page_number: int*) → *PageObject*

Retrieve a page by number from this PDF file. Most of the time `.pages[page_number]` is preferred.

Parameters **page_number** – The page number to retrieve (pages begin at zero)

Returns A *PageObject* instance.

get_page_number(*page: PageObject*) → *Optional[int]*

Retrieve page number of a given PageObject.

Parameters **page** – The page to get page number. Should be an instance of *PageObject*

Returns The page number or None if page is not found

get_pages_showing_field(*field: Union[Field, PdfObject, IndirectObject]*) → *List[PageObject]*

Provides list of pages where the field is called.

Parameters **field** – Field Object, PdfObject or IndirectObject referencing a Field

Returns

List of pages –

- **Empty list:** The field has no widgets attached (either hidden field or ancestor field).
- **Single page list:** Page where the widget is present (most common).
- **Multi-page list:** Field with multiple kids widgets (example: radio buttons, field repeated on multiple pages).

property metadata: *Optional[DocumentInformation]*

Retrieve the PDF file's document information dictionary, if it exists.

Note that some PDF files use metadata streams instead of document information dictionaries, and these metadata streams will not be accessed by this function.

property named_destinations: *Dict[str, Any]*

A read-only dictionary which maps names to *Destinations*

property outline: *List[Union[Destination, List[Union[Destination, List[Destination]]]]]*

Read-only property for the outline present in the document.

(i.e., a collection of 'outline items' which are also known as 'bookmarks')

property page_labels: *List[str]*

A list of labels for the pages in this document.

This property is read-only. The labels are in the order that the pages appear in the document.

property pages: *List[PageObject]*

Property that emulates a list of *PageObject*. this property allows to get a page or a range of pages.

For PdfWriter Only: It provides also capability to remove a page/range of page from the list (through del operator) Note: only the page entry is removed. As the objects beneath can be used somewhere else. A

solution to completely remove them - if they are not used anywhere - is to write to a buffer/temporary file and to load it into a new PdfWriter object afterwards.

remove_page(page: *Union[int, PageObject, IndirectObject]*, clean: *bool = False*) → *None*

Remove page from pages list.

Parameters

- **page** – int / PageObject / IndirectObject PageObject : page to be removed. If the page appears many times only the first one will be removed
IndirectObject: Reference to page to be removed
int: Page number to be removed
- **clean** – replace PageObject with NullObject to prevent destination, annotation to reference a detached page

strict: *bool = False*

property user_access_permissions: *Optional[UserAccessPermissions]*

Get the user access permissions for encrypted documents. Returns None if not encrypted.

property viewer_preferences: *Optional[ViewerPreferences]*

Returns the existing ViewerPreferences as an overloaded dictionary.

property xfa: *Optional[Dict[str, Any]]*

find_outline_item(outline_item: *Dict[str, Any]*, root: *Optional[List[Union[Destination, List[Union[Destination, List[Destination]]]]]] = None*) → *Optional[List[int]]*

find_bookmark(outline_item: *Dict[str, Any]*, root: *Optional[List[Union[Destination, List[Union[Destination, List[Destination]]]]]] = None*) → *Optional[List[int]]*

Deprecated since version 2.9.0: Use *find_outline_item()* instead.

reset_translation(reader: *Union[None, PdfReader, IndirectObject] = None*) → *None*

Reset the translation table between reader and the writer object.

Late cloning will create new independent objects.

Parameters reader – PdfReader or IndirectObject referencing a PdfReader object. if set to None or omitted, all tables will be reset.

set_page_label(page_index_from: *int*, page_index_to: *int*, style: *Optional[PageLabelStyle] = None*, prefix: *Optional[str] = None*, start: *Optional[int] = 0*) → *None*

Set a page label to a range of pages.

Page indexes must be given starting from 0. Labels must have a style, a prefix or both. If to a range is not assigned any page label a decimal label starting from 1 is applied.

Parameters

- **page_index_from** – page index of the beginning of the range starting from 0
- **page_index_to** – page index of the beginning of the range starting from 0
- **style** – The numbering style to be used for the numeric portion of each page label:
 - /D Decimal arabic numerals
 - /R Uppercase roman numerals
 - /r Lowercase roman numerals

- /A Uppercase letters (A to Z for the first 26 pages, AA to ZZ for the next 26, and so on)
- /a Lowercase letters (a to z for the first 26 pages, aa to zz for the next 26, and so on)
- **prefix** – The label prefix for page labels in this range.
- **start** – The value of the numeric portion for the first page label in the range. Subsequent pages are numbered sequentially from this value, which must be greater than or equal to 1. Default value: 1.

class pypdf.ObjectDeletionFlag(*value, names=None, *values, module=None, qualname=None, type=None, start=1, boundary=None*)

Bases: `IntFlag`

NONE = 0

TEXT = 1

LINKS = 2

ATTACHMENTS = 4

OBJECTS_3D = 8

ALL_ANNOTATIONS = 16

XOBJECT_IMAGES = 32

INLINE_IMAGES = 64

DRAWING_IMAGES = 128

IMAGES = 224

THE DESTINATION CLASS

```
class pypdf.generic.Destination(title: str, page: Union[NumberObject, IndirectObject, NullObject,
DictionaryObject], fit: Fit)
```

Bases: *TreeObject*

A class representing a destination within a PDF file.

See section 8.2.1 of the PDF 1.6 reference.

Parameters

- **title** – Title of this destination.
- **page** – Reference to the page of this destination. Should be an instance of *IndirectObject*.
- **fit** – How the destination is displayed.

Raises *PdfReadError* – If destination type is invalid.

node: Optional[*DictionaryObject*] = None

property dest_array: *ArrayObject*

write_to_stream(stream: *IO[Any]*, encryption_key: Union[None, str, bytes] = None) → None

property title: Optional[str]

Read-only property accessing the destination title.

property page: Optional[int]

Read-only property accessing the destination page number.

property typ: Optional[str]

Read-only property accessing the destination type.

property zoom: Optional[int]

Read-only property accessing the zoom factor.

property left: Optional[*FloatObject*]

Read-only property accessing the left horizontal coordinate.

property right: Optional[*FloatObject*]

Read-only property accessing the right horizontal coordinate.

property top: Optional[*FloatObject*]

Read-only property accessing the top vertical coordinate.

property bottom: Optional[*FloatObject*]

Read-only property accessing the bottom vertical coordinate.

property color: Optional[ArrayObject]

Read-only property accessing the color in (R, G, B) with values 0.0-1.0.

property font_format: Optional[OutlineFontFlag]

Read-only property accessing the font type.

1=italic, 2=bold, 3=both

property outline_count: Optional[int]

Read-only property accessing the outline count.

positive = expanded negative = collapsed absolute value = number of visible descendants at all levels

THE DOCUMENTINFORMATION CLASS

class pypdf.DocumentInformation

Bases: *DictionaryObject*

A class representing the basic document metadata provided in a PDF File. This class is accessible through *PdfReader.metadata*.

All text properties of the document metadata have *two* properties, eg. `author` and `author_raw`. The non-raw property will always return a `TextStringObject`, making it ideal for a case where the metadata is being displayed. The raw property can sometimes return a `ByteStringObject`, if pypdf was unable to decode the string's text encoding; this requires additional safety in the caller and therefore is not as commonly accessed.

property `title`: `Optional[str]`

Read-only property accessing the document's title.

Returns a `TextStringObject` or `None` if the title is not specified.

property `title_raw`: `Optional[str]`

The "raw" version of title; can return a `ByteStringObject`.

property `author`: `Optional[str]`

Read-only property accessing the document's author.

Returns a `TextStringObject` or `None` if the author is not specified.

property `author_raw`: `Optional[str]`

The "raw" version of author; can return a `ByteStringObject`.

property `subject`: `Optional[str]`

Read-only property accessing the document's subject.

Returns a `TextStringObject` or `None` if the subject is not specified.

property `subject_raw`: `Optional[str]`

The "raw" version of subject; can return a `ByteStringObject`.

property `creator`: `Optional[str]`

Read-only property accessing the document's creator.

If the document was converted to PDF from another format, this is the name of the application (e.g. OpenOffice) that created the original document from which it was converted. Returns a `TextStringObject` or `None` if the creator is not specified.

property `creator_raw`: `Optional[str]`

The "raw" version of creator; can return a `ByteStringObject`.

property producer: `Optional[str]`

Read-only property accessing the document's producer.

If the document was converted to PDF from another format, this is the name of the application (for example, macOS Quartz) that converted it to PDF. Returns a `TextStringObject` or `None` if the producer is not specified.

property producer_raw: `Optional[str]`

The "raw" version of producer; can return a `ByteStringObject`.

property creation_date: `Optional[datetime]`

Read-only property accessing the document's creation date.

property creation_date_raw: `Optional[str]`

The "raw" version of creation date; can return a `ByteStringObject`.

Typically in the format `D:YYYYMMDDhhmmss[+Z-]hh'mm` where the suffix is the offset from UTC.

property modification_date: `Optional[datetime]`

Read-only property accessing the document's modification date.

The date and time the document was most recently modified.

property modification_date_raw: `Optional[str]`

The "raw" version of modification date; can return a `ByteStringObject`.

Typically in the format `D:YYYYMMDDhhmmss[+Z-]hh'mm` where the suffix is the offset from UTC.

THE FIELD CLASS

class pypdf.generic.Field(*data*: DictionaryObject)

Bases: *TreeObject*

A class representing a field dictionary.

This class is accessed through *get_fields()*

property field_type: Optional[NameObject]

Read-only property accessing the type of this field.

property parent: Optional[DictionaryObject]

Read-only property accessing the parent of this field.

property kids: Optional[ArrayObject]

Read-only property accessing the kids of this field.

property name: Optional[str]

Read-only property accessing the name of this field.

property alternate_name: Optional[str]

Read-only property accessing the alternate name of this field.

property mapping_name: Optional[str]

Read-only property accessing the mapping name of this field.

This name is used by pypdf as a key in the dictionary returned by *get_fields()*

property flags: Optional[int]

Read-only property accessing the field flags, specifying various characteristics of the field (see Table 8.70 of the PDF 1.7 reference).

property value: Optional[Any]

Read-only property accessing the value of this field.

Format varies based on field type.

property default_value: Optional[Any]

Read-only property accessing the default value of this field.

property additional_actions: Optional[DictionaryObject]

Read-only property accessing the additional actions dictionary.

This dictionary defines the field's behavior in response to trigger events. See Section 8.5.2 of the PDF 1.7 reference.

THE FIT CLASS

```
class pypdf.generic.Fit(fit_type: str, fit_args: Tuple[Union[None, float, Any], ...] = ())
```

Bases: `object`

```
classmethod xyz(left: Optional[float] = None, top: Optional[float] = None, zoom: Optional[float] = None) → Fit
```

Display the page designated by page, with the coordinates (left, top) positioned at the upper-left corner of the window and the contents of the page magnified by the factor zoom.

A null value for any of the parameters left, top, or zoom specifies that the current value of that parameter is to be retained unchanged.

A zoom value of 0 has the same meaning as a null value.

Parameters

- **left** –
- **top** –
- **zoom** –

Returns The created fit object.

```
classmethod fit() → Fit
```

Display the page designated by page, with its contents magnified just enough to fit the entire page within the window both horizontally and vertically.

If the required horizontal and vertical magnification factors are different, use the smaller of the two, centering the page within the window in the other dimension.

```
classmethod fit_horizontally(top: Optional[float] = None) → Fit
```

Display the page designated by page, with the vertical coordinate top positioned at the top edge of the window and the contents of the page magnified just enough to fit the entire width of the page within the window.

A null value for top specifies that the current value of that parameter is to be retained unchanged.

Parameters top –

Returns The created fit object.

```
classmethod fit_vertically(left: Optional[float] = None) → Fit
```

```
classmethod fit_rectangle(left: Optional[float] = None, bottom: Optional[float] = None, right: Optional[float] = None, top: Optional[float] = None) → Fit
```

Display the page designated by page, with its contents magnified just enough to fit the rectangle specified by the coordinates left, bottom, right, and top entirely within the window both horizontally and vertically.

If the required horizontal and vertical magnification factors are different, use the smaller of the two, centering the rectangle within the window in the other dimension.

A null value for any of the parameters may result in unpredictable behavior.

Parameters

- **left** –
- **bottom** –
- **right** –
- **top** –

Returns The created fit object.

classmethod **fit_box**() → *Fit*

Display the page designated by page , with its contents magnified just enough to fit its bounding box entirely within the window both horizontally and vertically.

If the required horizontal and vertical magnification factors are different, use the smaller of the two, centering the bounding box within the window in the other dimension.

classmethod **fit_box_horizontally**(top: *Optional[float] = None*) → *Fit*

Display the page designated by page , with the vertical coordinate top positioned at the top edge of the window and the contents of the page magnified just enough to fit the entire width of its bounding box within the window.

A null value for top specifies that the current value of that parameter is to be retained unchanged.

Parameters **top** –

Returns The created fit object.

classmethod **fit_box_vertically**(left: *Optional[float] = None*) → *Fit*

Display the page designated by page , with the horizontal coordinate left positioned at the left edge of the window and the contents of the page magnified just enough to fit the entire height of its bounding box within the window.

A null value for left specifies that the current value of that parameter is to be retained unchanged.

Parameters **left** –

Returns The created fit object.

THE PAGEOBJECT CLASS

```
class pypdf._page.PageObject(pdf: Optional[PdfCommonDocProtocol] = None, indirect_reference:
    Optional[IndirectObject] = None)
```

Bases: *DictionaryObject*

PageObject represents a single page within a PDF file.

Typically these objects will be created by accessing the *pages* property of the *PdfReader* class, but it is also possible to create an empty page with the *create_blank_page()* static method.

Parameters

- **pdf** – PDF file the page belongs to.
- **indirect_reference** – Stores the original indirect reference to this object in its source PDF

original_page: *PageObject*

hash_value_data() → bytes

property user_unit: float

A read-only positive number giving the size of user space units.

It is in multiples of 1/72 inch. Hence a value of 1 means a user space unit is 1/72 inch, and a value of 3 means that a user space unit is 3/72 inch.

```
static create_blank_page(pdf: Optional[PdfCommonDocProtocol] = None, width:
    Optional[Union[float, Decimal]] = None, height: Optional[Union[float,
    Decimal]] = None) → PageObject
```

Return a new blank page.

If width or height is None, try to get the page size from the last page of *pdf*.

Parameters

- **pdf** – PDF file the page belongs to
- **width** – The width of the new page expressed in default user space units.
- **height** – The height of the new page expressed in default user space units.

Returns The new blank page

Raises *PageSizeNotDefinedError* – if pdf is None or contains no page

property images: `List[ImageFile]`

Read-only property emulating a list of images on a page.

Get a list of all images on the page. The key can be: - A string (for the top object) - A tuple (for images within XObject forms) - An integer

Examples

```
reader.pages[0].images[0] # return first image
reader.pages[0].images['/I0'] # return image '/I0' # return image '/Image1' within '/TP1' Xobject/Form:
reader.pages[0].images['/TP1', '/Image1'] for img in
reader.pages[0].images: # loop within all objects
```

`images.keys()` and `images.items()` can be used.

The `ImageFile` has the following properties:

`.name` : name of the object `.data` : bytes of the object `.image` : PIL Image Object `.indirect_reference` : object reference

and the following methods:

`.replace(new_image: PIL.Image.Image, **kwargs)` : replace the image in the pdf with the new image applying the saving parameters indicated (such as quality)

Example usage:

```
reader.pages[0].images[0]=replace(Image.open("new_image.jpg"), quality = 20)
```

Inline images are extracted and named ~0~, ~1~, ..., with the `indirect_reference` set to `None`.

property rotation: `int`

The VISUAL rotation of the page.

This number has to be a multiple of 90 degrees: 0, 90, 180, or 270 are valid values. This property does not affect `/Contents`.

transfer_rotation_to_content() → `None`

Apply the rotation of the page to the content and the media/crop/... boxes.

It's recommended to apply this function before page merging.

rotate(*angle: int*) → `PageObject`

Rotate a page clockwise by increments of 90 degrees.

Parameters **angle** – Angle to rotate the page. Must be an increment of 90 deg.

Returns The rotated `PageObject`

get_contents() → `Optional[ContentStream]`

Access the page contents.

Returns The `/Contents` object, or `None` if it doesn't exist. `/Contents` is optional, as described in PDF Reference 7.7.3.3

replace_contents(*content: Union[None, ContentStream, EncodedStreamObject, ArrayObject]*) → `None`

Replace the page contents with the new content and nullify old objects :param content: new content. if `None` delete the content field.

merge_page(page2: [PageObject](#), expand: *bool = False*, over: *bool = True*) → *None*

Merge the content streams of two pages into one.

Resource references (i.e. fonts) are maintained from both pages. The mediabox/cropbox/etc of this page are not altered. The parameter page's content stream will be added to the end of this page's content stream, meaning that it will be drawn after, or "on top" of this page.

Parameters

- **page2** – The page to be merged into this one. Should be an instance of [PageObject](#).
- **over** – set the page2 content over page1 if True(default) else under
- **expand** – If true, the current page dimensions will be expanded to accommodate the dimensions of the page to be merged.

merge_transformed_page(page2: [PageObject](#), ctm: *Union[Tuple[float, float, float, float, float, float], Transformation]*, over: *bool = True*, expand: *bool = False*) → *None*

merge_transformed_page is similar to merge_page, but a transformation matrix is applied to the merged stream.

Parameters

- **page2** – The page to be merged into this one.
- **ctm** – a 6-element tuple containing the operands of the transformation matrix
- **over** – set the page2 content over page1 if True(default) else under
- **expand** – Whether the page should be expanded to fit the dimensions of the page to be merged.

merge_scaled_page(page2: [PageObject](#), scale: *float*, over: *bool = True*, expand: *bool = False*) → *None*

merge_scaled_page is similar to merge_page, but the stream to be merged is scaled by applying a transformation matrix.

Parameters

- **page2** – The page to be merged into this one.
- **scale** – The scaling factor
- **over** – set the page2 content over page1 if True(default) else under
- **expand** – Whether the page should be expanded to fit the dimensions of the page to be merged.

merge_rotated_page(page2: [PageObject](#), rotation: *float*, over: *bool = True*, expand: *bool = False*) → *None*

merge_rotated_page is similar to merge_page, but the stream to be merged is rotated by applying a transformation matrix.

Parameters

- **page2** – The page to be merged into this one.
- **rotation** – The angle of the rotation, in degrees
- **over** – set the page2 content over page1 if True(default) else under
- **expand** – Whether the page should be expanded to fit the dimensions of the page to be merged.

merge_translated_page(page2: PageObject, tx: float, ty: float, over: bool = True, expand: bool = False) → None

mergeTranslatedPage is similar to merge_page, but the stream to be merged is translated by applying a transformation matrix.

Parameters

- **page2** – the page to be merged into this one.
- **tx** – The translation on X axis
- **ty** – The translation on Y axis
- **over** – set the page2 content over page1 if True(default) else under
- **expand** – Whether the page should be expanded to fit the dimensions of the page to be merged.

add_transformation(ctm: Union[Transformation, Tuple[float, float, float, float, float, float]], expand: bool = False) → None

Apply a transformation matrix to the page.

Parameters ctm – A 6-element tuple containing the operands of the transformation matrix. Alternatively, a *Transformation* object can be passed.

See *Cropping and Transforming PDFs*.

scale(sx: float, sy: float) → None

Scale a page by the given factors by applying a transformation matrix to its content and updating the page size.

This updates the mediabox, the cropbox, and the contents of the page.

Parameters

- **sx** – The scaling factor on horizontal axis.
- **sy** – The scaling factor on vertical axis.

scale_by(factor: float) → None

Scale a page by the given factor by applying a transformation matrix to its content and updating the page size.

Parameters factor – The scaling factor (for both X and Y axis).

scale_to(width: float, height: float) → None

Scale a page to the specified dimensions by applying a transformation matrix to its content and updating the page size.

Parameters

- **width** – The new width.
- **height** – The new height.

compress_content_streams(level: int = -1) → None

Compress the size of this page by joining all content streams and applying a FlateDecode filter.

However, it is possible that this function will perform no action if content stream compression becomes “automatic”.

property page_number: `Optional[int]`

Read-only property which return the page number with the pdf file.

Returns `int` – page number ; `None` if the page is not attached to a pdf

extract_text(*args: *Any*, orientations: *Union[int, Tuple[int, ...]]* = (0, 90, 180, 270), space_width: *float* = 200.0, visitor_operand_before: *Optional[Callable[[Any, Any, Any, Any], None]]* = None, visitor_operand_after: *Optional[Callable[[Any, Any, Any, Any], None]]* = None, visitor_text: *Optional[Callable[[Any, Any, Any, Any, Any], None]]* = None, extraction_mode: *Literal['plain', 'layout']* = 'plain', **kwargs: *Any*) → *str*

Locate all text drawing commands, in the order they are provided in the content stream, and extract the text.

This works well for some PDF files, but poorly for others, depending on the generator used. This will be refined in the future.

Do not rely on the order of text coming out of this function, as it will change if this function is made more sophisticated.

Arabic, Hebrew,... are extracted in the good order. If required an custom RTL range of characters can be defined; see function `set_custom_rtl`

Additionally you can provide visitor-methods to get informed on all operations and all text-objects. For example in some PDF files this can be useful to parse tables.

Parameters

- **orientations** – list of orientations text_extraction will look for default = (0, 90, 180, 270) note: currently only 0(Up),90(turned Left), 180(upside Down), 270 (turned Right)
- **space_width** – force default space width if not extracted from font (default: 200)
- **visitor_operand_before** – function to be called before processing an operation. It has four arguments: operator, operand-arguments, current transformation matrix and text matrix.
- **visitor_operand_after** – function to be called after processing an operation. It has four arguments: operator, operand-arguments, current transformation matrix and text matrix.
- **visitor_text** – function to be called when extracting some text at some position. It has five arguments: text, current transformation matrix, text matrix, font-dictionary and font-size. The font-dictionary may be `None` in case of unknown fonts. If not `None` it may e.g. contain key `"/BaseFont"` with value `"/Arial,Bold"`.
- **extraction_mode** (*Literal["plain", "layout"]*) – “plain” for legacy functionality, “layout” for experimental layout mode functionality. NOTE: orientations, space_width, and visitor_* parameters are NOT respected in “layout” mode.

KwArgs:

layout_mode_space_vertically (bool): include blank lines inferred from y distance + font height. Defaults to True.

layout_mode_scale_weight (float): multiplier for string length when calculating weighted average character width. Defaults to 1.25.

layout_mode_strip_rotated (bool): layout mode does not support rotated text. Set to False to include rotated text anyway. If rotated text is discovered, layout will be degraded and a warning will result. Defaults to True.

layout_mode_debug_path (Path | None): if supplied, must target a directory. creates the following files with debug information for layout mode functions if supplied:

- `fonts.json`: output of `self._layout_mode_fonts`
- `tjs.json`: individual text render ops with corresponding transform matrices
- `bts.json`: text render ops left justified and grouped by BT/ET operators
- `bt_groups.json`: BT/ET operations grouped by rendered y-coord (aka lines)

Returns The extracted text

```
extract_xform_text(xform: EncodedStreamObject, orientations: Tuple[int, ...] = (0, 90, 270, 360),
                    space_width: float = 200.0, visitor_operand_before: Optional[Callable[[Any, Any, Any, Any], None]] = None,
                    visitor_operand_after: Optional[Callable[[Any, Any, Any, Any, Any], None]] = None, visitor_text: Optional[Callable[[Any, Any, Any, Any, Any], None]] = None) → str
```

Extract text from an XObject.

Parameters

- **xform** –
- **orientations** –
- **space_width** – force default space width (if not extracted from font (default 200))
- **visitor_operand_before** –
- **visitor_operand_after** –
- **visitor_text** –

Returns The extracted text

property mediabox

A *RectangleObject*, expressed in default user space units, defining the boundaries of the physical medium on which the page is intended to be displayed or printed.

property cropbox

A *RectangleObject*, expressed in default user space units, defining the visible region of default user space.

When the page is displayed or printed, its contents are to be clipped (cropped) to this rectangle and then imposed on the output medium in some implementation-defined manner. Default value: same as *mediabox*.

property bleedbox

A *RectangleObject*, expressed in default user space units, defining the region to which the contents of the page should be clipped when output in a production environment.

property trimbox

A *RectangleObject*, expressed in default user space units, defining the intended dimensions of the finished page after trimming.

property artbox

A *RectangleObject*, expressed in default user space units, defining the extent of the page's meaningful content as intended by the page's creator.

property annotations: `Optional[ArrayObject]`

```
class pypdf._utils.ImageFile(name: str, data: bytes, image: Optional[Any] = None, indirect_reference: Optional[IndirectObject] = None)
```

Bases: *File*

```
image: Optional[Any] = None
indirect_reference: Optional[IndirectObject] = None
```

```
replace(new_image: Any, **kwargs: Any) → None
```

Replace the Image with a new PIL image.

Parameters

- **new_image** (*Image*) – The new PIL image to replace the existing image.
- ****kwargs** – Additional keyword arguments to pass to *Image.Image.save()*.

Raises

- **TypeError** – If the image is inline or in a PdfReader.
- **TypeError** – If the image does not belong to a PdfWriter.
- **TypeError** – If *new_image* is not a PIL Image.

Note: This method replaces the existing image with a new image. It is not allowed for inline images or images within a PdfReader. The *kwargs* parameter allows passing additional parameters to *Image.Image.save()*, such as quality.

```
class pypdf._utils.File(name: str, data: bytes, image: Optional[Any] = None, indirect_reference:
                        Optional[IndirectObject] = None)
```

Bases: *object*

```
name: str
```

```
data: bytes
```

```
image: Optional[Any] = None
```

```
indirect_reference: Optional[IndirectObject] = None
```


THE PAGERANGE CLASS

class `pypdf.PageRange`(*arg*: `Union[slice, PageRange, str]`)

Bases: `object`

A slice-like representation of a range of page indices.

For example, page numbers, only starting at zero.

The syntax is like what you would put between brackets []. The slice is one of the few Python types that can't be subclassed, but this class converts to and from slices, and allows similar use.

- `PageRange(str)` parses a string representing a page range.
- `PageRange(slice)` directly “imports” a slice.
- `to_slice()` gives the equivalent slice.
- `str()` and `repr()` allow printing.
- `indices(n)` is like `slice.indices(n)`.

static valid(*input*: `Any`) → `bool`

True if *input* is a valid initializer for a `PageRange`.

Parameters *input* – A possible `PageRange` string or a `PageRange` object.

Returns True, if the *input* is a valid `PageRange`.

to_slice() → `slice`

Return the slice equivalent of this page range.

indices(*n*: `int`) → `Tuple[int, int, int]`

Assuming a sequence of length *n*, calculate the start and stop indices, and the stride length of the `PageRange`.

See `help(slice.indices)`.

Parameters *n* – the length of the list of pages to choose from.

Returns Arguments for `range()`

THE PAPERSIZE CLASS

```
class pypdf.PaperSize
    Bases: object
    (width, height) of the paper in portrait mode in pixels at 72 ppi.
    A0 = Dimensions(width=2384, height=3370)
    A1 = Dimensions(width=1684, height=2384)
    A2 = Dimensions(width=1191, height=1684)
    A3 = Dimensions(width=842, height=1191)
    A4 = Dimensions(width=595, height=842)
    A5 = Dimensions(width=420, height=595)
    A6 = Dimensions(width=298, height=420)
    A7 = Dimensions(width=210, height=298)
    A8 = Dimensions(width=147, height=210)
    C4 = Dimensions(width=649, height=918)
```

33.1 Add blank page with PaperSize

```
1 from pypdf import PaperSize, PdfWriter
2
3 writer = PdfWriter(clone_from="sample.pdf")
4 writer.add_blank_page(PaperSize.A8.width, PaperSize.A8.height)
5 with open("output.pdf", "wb") as output_stream:
6     writer.write(output_stream)
```

33.2 Insert blank page with PaperSize

```
1 from pypdf import PaperSize, PdfWriter
2
3 writer = PdfWriter(clone_from="sample.pdf")
4 writer.insert_blank_page(PaperSize.A8.width, PaperSize.A8.height, 1)
5 with open("output.pdf", "wb") as output_stream:
6     writer.write(output_stream)
```

THE RECTANGLEOBJECT CLASS

```
class pypdf.generic.RectangleObject(arr: Union[RectangleObject, Tuple[float, float, float, float]])
```

Bases: *ArrayObject*

This class is used to represent *page boxes* in pypdf.

These boxes include:

- *artbox*
- *bleedbox*
- *cropbox*
- *mediabox*
- *trimbox*

```
scale(sx: float, sy: float) → RectangleObject
```

```
property left: FloatObject
```

```
property bottom: FloatObject
```

```
property right: FloatObject
```

```
property top: FloatObject
```

```
property lower_left: Tuple[float, float]
```

Property to read and modify the lower left coordinate of this box in (x,y) form.

```
property lower_right: Tuple[float, float]
```

Property to read and modify the lower right coordinate of this box in (x,y) form.

```
property upper_left: Tuple[float, float]
```

Property to read and modify the upper left coordinate of this box in (x,y) form.

```
property upper_right: Tuple[float, float]
```

Property to read and modify the upper right coordinate of this box in (x,y) form.

```
property width: float
```

```
property height: float
```


THE TRANSFORMATION CLASS

```
class pypdf.Transformation(ctm: Tuple[float, float, float, float, float, float] = (1, 0, 0, 1, 0, 0))
```

Bases: `object`

Represent a 2D transformation.

The transformation between two coordinate systems is represented by a 3-by-3 transformation matrix matrix with the following form:

```
a b 0
c d 0
e f 1
```

Because a transformation matrix has only six elements that can be changed, it is usually specified in PDF as the six-element array [a b c d e f].

Coordinate transformations are expressed as matrix multiplications:

```
[ x y 1 ] = [ x y 1 ] ×   a b 0
                        c d 0
                        e f 1
```

Example

```
>>> from pypdf import Transformation
>>> op = Transformation().scale(sx=2, sy=3).translate(tx=10, ty=20)
>>> page.add_transformation(op)
```

property matrix: `Tuple[Tuple[float, float, float], Tuple[float, float, float], Tuple[float, float, float]]`

Return the transformation matrix as a tuple of tuples in the form:

`((a, b, 0), (c, d, 0), (e, f, 1))`

static compress(*matrix*: `Tuple[Tuple[float, float, float], Tuple[float, float, float], Tuple[float, float, float]]`)
→ `Tuple[float, float, float, float, float, float]`

Compresses the transformation matrix into a tuple of (a, b, c, d, e, f).

Parameters **matrix** – The transformation matrix as a tuple of tuples.

Returns A tuple representing the transformation matrix as (a, b, c, d, e, f)

transform(*m*: *Transformation*) → *Transformation*

Apply one transformation to another.

Parameters *m* – a Transformation to apply.

Returns A new Transformation instance

Example

```
>>> from pypdf import Transformation
>>> op = Transformation((1, 0, 0, -1, 0, height)) # vertical mirror
>>> op = Transformation().transform(Transformation((-1, 0, 0, 1, iwidth, 0))) #_
↪horizontal mirror
>>> page.add_transformation(op)
```

translate(*tx*: *float* = 0, *ty*: *float* = 0) → *Transformation*

Translate the contents of a page.

Parameters

- **tx** – The translation along the x-axis.
- **ty** – The translation along the y-axis.

Returns A new Transformation instance

scale(*sx*: *Optional*[*float*] = None, *sy*: *Optional*[*float*] = None) → *Transformation*

Scale the contents of a page towards the origin of the coordinate system.

Typically, that is the lower-left corner of the page. That can be changed by translating the contents / the page boxes.

Parameters

- **sx** – The scale factor along the x-axis.
- **sy** – The scale factor along the y-axis.

Returns A new Transformation instance with the scaled matrix.

rotate(*rotation*: *float*) → *Transformation*

Rotate the contents of a page.

Parameters **rotation** – The angle of rotation in degrees.

Returns A new Transformation instance with the rotated matrix.

apply_on(*pt*: *List*[*float*], *as_object*: *bool* = False) → *List*[*float*]

apply_on(*pt*: *Tuple*[*float*, *float*], *as_object*: *bool* = False) → *Tuple*[*float*, *float*]

Apply the transformation matrix on the given point.

Parameters **pt** – A tuple or list representing the point in the form (x, y)

Returns A tuple or list representing the transformed point in the form (x', y')

THE XMPINFORMATION CLASS

class pypdf.xmp.XmpInformation(*stream: ContentStream*)

Bases: *PdfObject*

An object that represents Adobe XMP metadata. Usually accessed by *xmp_metadata()*

Raises *PdfReadError* – if XML is invalid

write_to_stream(*stream: IO[Any]*, *encryption_key: Union[None, str, bytes] = None*) → *None*

get_element(*about_uri: str*, *namespace: str*, *name: str*) → *Iterator[Any]*

get_nodes_in_namespace(*about_uri: str*, *namespace: str*) → *Iterator[Any]*

property dc_contributor: Optional[List[str]]

Contributors to the resource (other than the authors).

An unsorted array of names.

property dc_coverage: Optional[Any]

Text describing the extent or scope of the resource.

property dc_creator: Optional[List[Any]]

A sorted array of names of the authors of the resource, listed in order of precedence.

property dc_date: Optional[List[Any]]

A sorted array of dates (datetime.datetime instances) of significance to the resource.

The dates and times are in UTC.

property dc_description: Optional[Dict[Any, Any]]

A language-keyed dictionary of textual descriptions of the content of the resource.

property dc_format: Optional[Any]

The mime-type of the resource.

property dc_identifier: Optional[Any]

Unique identifier of the resource.

property dc_language: Optional[List[str]]

An unordered array specifying the languages used in the resource.

property dc_publisher: Optional[List[str]]

An unordered array of publisher names.

property dc_relation: Optional[List[str]]

An unordered array of text descriptions of relationships to other documents.

property dc_rights: `Optional[Dict[Any, Any]]`

A language-keyed dictionary of textual descriptions of the rights the user has to this resource.

property dc_source: `Optional[Any]`

Unique identifier of the work from which this resource was derived.

property dc_subject: `Optional[List[str]]`

An unordered array of descriptive phrases or keywords that specify the topic of the content of the resource.

property dc_title: `Optional[Dict[Any, Any]]`

A language-keyed dictionary of the title of the resource.

property dc_type: `Optional[List[str]]`

An unordered array of textual descriptions of the document type.

property pdf_keywords: `Optional[Any]`

An unformatted text string representing document keywords.

property pdf_pdfversion: `Optional[Any]`

The PDF file version, for example 1.0, 1.3.

property pdf_producer: `Optional[Any]`

The name of the tool that created the PDF document.

property xmp_create_date: `Optional[Any]`

The date and time the resource was originally created.

The date and time are returned as a UTC `datetime.datetime` object.

property xmp_modify_date: `Optional[Any]`

The date and time the resource was last modified.

The date and time are returned as a UTC `datetime.datetime` object.

property xmp_metadata_date: `Optional[Any]`

The date and time that any metadata for this resource was last changed.

The date and time are returned as a UTC `datetime.datetime` object.

property xmp_creator_tool: `Optional[Any]`

The name of the first known tool used to create the resource.

property xmpmm_document_id: `Optional[Any]`

The common identifier for all versions and renditions of this resource.

property xmpmm_instance_id: `Optional[Any]`

An identifier for a specific incarnation of a document, updated each time a file is saved.

property custom_properties: `Dict[Any, Any]`

Retrieve custom metadata properties defined in the undocumented pdfx metadata schema.

Returns A dictionary of key/value items for custom metadata properties.

THE ANNOTATIONS MODULE

PDF specifies several annotation types which pypdf makes available here.

The names of the annotations and their attributes do not reflect the names in the specification in all cases. For example, the PDF standard defines a ‘Square’ annotation that does not actually need to be square. For this reason, pypdf calls it ‘Rectangle’.

At their core, all annotation types are DictionaryObjects. That means if pypdf does not implement a feature, users can easily extend the given functionality.

class pypdf.annotations.**AnnotationDictionary**

Bases: *DictionaryObject*, *ABC*

property flags: *AnnotationFlag*

class pypdf.annotations.**MarkupAnnotation**(*, title_bar: *Optional[str] = None*)

Bases: *AnnotationDictionary*, *ABC*

Base class for all markup annotations.

Parameters **title_bar** – Text to be displayed in the title bar of the annotation; by convention this is the name of the author

class pypdf.annotations.**Ellipse**(rect: *Union[RectangleObject, Tuple[float, float, float, float]]*, *,
interiour_color: *Optional[str] = None*, **kwargs: *Any*)

Bases: *MarkupAnnotation*

class pypdf.annotations.**FreeText**(*, text: *str*, rect: *Union[RectangleObject, Tuple[float, float, float, float]]*,
font: *str* = 'Helvetica', bold: *bool* = False, italic: *bool* = False, font_size:
str = '14pt', font_color: *str* = '000000', border_color: *Optional[str]* =
'000000', background_color: *Optional[str]* = 'ffffff', **kwargs: *Any*)

Bases: *MarkupAnnotation*

A FreeText annotation

class pypdf.annotations.**Highlight**(*, rect: *Union[RectangleObject, Tuple[float, float, float, float]]*,
quad_points: *ArrayObject*, highlight_color: *str* = 'ff0000', **kwargs:
Any)

Bases: *MarkupAnnotation*

class pypdf.annotations.**Line**(p1: *Tuple[float, float]*, p2: *Tuple[float, float]*, rect: *Union[RectangleObject,*
Tuple[float, float, float, float]], text: *str* = "", **kwargs: *Any*)

Bases: *MarkupAnnotation*

```
class pypdf.annotations.Link(*, rect: ~typing.Union[~pypdf.generic._rectangle.RectangleObject,
~typing.Tuple[float, float, float, float]], border:
~typing.Optional[~pypdf.generic._data_structures.ArrayObject] = None, url:
~typing.Optional[str] = None, target_page_index: ~typing.Optional[int] =
None, fit: ~pypdf.generic._fit.Fit = <pypdf.generic._fit.Fit object>, **kwargs:
~typing.Any)
```

Bases: [MarkupAnnotation](#)

```
class pypdf.annotations.Polygon(vertices: List[Tuple[float, float]], **kwargs: Any)
```

Bases: [MarkupAnnotation](#)

```
class pypdf.annotations.PolyLine(vertices: List[Tuple[float, float]], **kwargs: Any)
```

Bases: [MarkupAnnotation](#)

```
class pypdf.annotations.Rectangle(rect: Union[RectangleObject, Tuple[float, float, float, float]], *,
interiour_color: Optional[str] = None, **kwargs: Any)
```

Bases: [MarkupAnnotation](#)

```
class pypdf.annotations.Text(*, rect: ~typing.Union[~pypdf.generic._rectangle.RectangleObject,
~typing.Tuple[float, float, float, float]], text: str, open: bool = False, flags: int
= AnnotationFlag.None, **kwargs: ~typing.Any)
```

Bases: [MarkupAnnotation](#)

A text annotation.

Parameters

- **rect** – array of four integers [xLL, yLL, xUR, yUR] specifying the clickable rectangular area
- **text** – The text that is added to the document
- **open** –
- **flags** –

```
class pypdf.annotations.Popup(*, rect: Union[RectangleObject, Tuple[float, float, float, float]], parent:
Optional[DictionaryObject] = None, open: bool = False, **kwargs: Any)
```

Bases: [AnnotationDictionary](#)

CONSTANTS

```
class pypdf.constants.AnnotationFlag(value, names=None, *values, module=None, qualname=None,
                                     type=None, start=1, boundary=None)
```

Bases: `IntFlag`

See 12.5.3 “Annotation Flags”.

INVISIBLE = 1

HIDDEN = 2

PRINT = 4

NO_ZOOM = 8

NO_ROTATE = 16

NO_VIEW = 32

READ_ONLY = 64

LOCKED = 128

TOGGLE_NO_VIEW = 256

LOCKED_CONTENTS = 512

```
class pypdf.constants.ImageType(value, names=None, *values, module=None, qualname=None, type=None,
                                start=1, boundary=None)
```

Bases: `IntFlag`

NONE = 0

XOBJECT_IMAGES = 1

INLINE_IMAGES = 2

DRAWING_IMAGES = 4

ALL = 7

IMAGES = 7

```
class pypdf.constants.PageLabelStyle
```

Bases: `object`

Table 8.10 in the 1.7 reference.

```
DECIMAL = '/D'
LOWERCASE_ROMAN = '/r'
UPPERCASE_ROMAN = '/R'
LOWERCASE_LETTER = '/a'
UPPERCASE_LETTER = '/A'
```

```
class pypdf.constants.UserAccessPermissions(value, names=None, *values, module=None,
                                             qualname=None, type=None, start=1, boundary=None)
```

Bases: `IntFlag`

TABLE 3.20 User access permissions.

```
R1 = 1
R2 = 2
PRINT = 4
MODIFY = 8
EXTRACT = 16
ADD_OR_MODIFY = 32
R7 = 64
R8 = 128
FILL_FORM_FIELDS = 256
EXTRACT_TEXT_AND_GRAPHICS = 512
ASSEMBLE_DOC = 1024
PRINT_TO_REPRESENTATION = 2048
R13 = 4096
R14 = 8192
R15 = 16384
R16 = 32768
R17 = 65536
R18 = 131072
R19 = 262144
R20 = 524288
R21 = 1048576
R22 = 2097152
R23 = 4194304
```

R24 = 8388608

R25 = 16777216

R26 = 33554432

R27 = 67108864

R28 = 134217728

R29 = 268435456

R30 = 536870912

R31 = 1073741824

R32 = 2147483648

to_dict() → *Dict[str, bool]*

Convert the given flag value to a corresponding verbose name mapping.

classmethod from_dict(value: *Dict[str, bool]*) → *UserAccessPermissions*

Convert the verbose name mapping to the corresponding flag value.

classmethod all() → *UserAccessPermissions*

ERRORS

All errors/exceptions pypdf raises and all of the warnings it uses.

Please note that broken PDF files might cause other Exceptions.

exception `pypdf.errors.DeprecationError`

Bases: `Exception`

Raised when a deprecated feature is used.

exception `pypdf.errors.DependencyError`

Bases: `Exception`

Raised when a required dependency (a library or module that PyPDF depends on) is not available or cannot be imported.

exception `pypdf.errors.PyPdfError`

Bases: `Exception`

Base class for all exceptions raised by PyPDF.

exception `pypdf.errors.PdfReadError`

Bases: `PyPdfError`

Raised when there is an issue reading a PDF file.

exception `pypdf.errors.PageSizeNotDefinedError`

Bases: `PyPdfError`

Raised when the page size of a PDF document is not defined.

exception `pypdf.errors.PdfReadWarning`

Bases: `UserWarning`

Issued when there is a potential issue reading a PDF file, but it can still be read.

exception `pypdf.errors.PdfStreamError`

Bases: `PdfReadError`

Raised when there is an issue reading the stream of data in a PDF file.

exception `pypdf.errors.ParseError`

Bases: `PyPdfError`

Raised when there is an issue parsing (analyzing and understanding the structure and meaning of) a PDF file.

exception `pypdf.errors.FileNotDecryptedError`

Bases: *PdfReadError*

Raised when a PDF file that has been encrypted (meaning it requires a password to be accessed) has not been successfully decrypted.

exception `pypdf.errors.WrongPasswordError`

Bases: *FileNotDecryptedError*

Raised when the wrong password is used to try to decrypt an encrypted PDF file.

exception `pypdf.errors.EmptyFileError`

Bases: *PdfReadError*

Raised when a PDF file is empty or has no content.

GENERIC PDF OBJECTS

Implementation of generic PDF objects (dictionary, number, string, ...).

```
class pypdf.generic.BooleanObject(value: Any)
    Bases: PdfObject
    clone(pdf_dest: PdfWriterProtocol, force_duplicate: bool = False, ignore_fields:
        Optional[Sequence[Union[str, int]]] = ()) → BooleanObject
        Clone object into pdf_dest.
    write_to_stream(stream: IO[Any], encryption_key: Union[None, str, bytes] = None) → None
    static read_from_stream(stream: IO[Any]) → BooleanObject

class pypdf.generic.FloatObject(value: Union[str, Any] = '0.0', context: Optional[Any] = None)
    Bases: float, PdfObject
    clone(pdf_dest: Any, force_duplicate: bool = False, ignore_fields: Optional[Sequence[Union[str, int]]] =
        ()) → FloatObject
        Clone object into pdf_dest.
    myrepr() → str
    as_numeric() → float
    write_to_stream(stream: IO[Any], encryption_key: Union[None, str, bytes] = None) → None

class pypdf.generic.NumberObject(value: Any)
    Bases: int, PdfObject
    NumberPattern = re.compile(b'^+-.0-9')
    clone(pdf_dest: Any, force_duplicate: bool = False, ignore_fields: Optional[Sequence[Union[str, int]]] =
        ()) → NumberObject
        Clone object into pdf_dest.
    as_numeric() → int
    write_to_stream(stream: IO[Any], encryption_key: Union[None, str, bytes] = None) → None
    static read_from_stream(stream: IO[Any]) → Union[NumberObject, FloatObject]

class pypdf.generic.NameObject
    Bases: str, PdfObject
    delimiter_pattern = re.compile(b'\\s+|[\\(\\)\\<\\>\\\\\\\\\\[\\]{}%']')
```

```

surfix = b'/'

renumber_table: ClassVar[Dict[str, bytes]] = {'\x00': b'#00', '\x01': b'#01',
'\x02': b'#02', '\x03': b'#03', '\x04': b'#04', '\x05': b'#05', '\x06': b'#06',
'\x07': b'#07', '\x08': b'#08', '\t': b'#09', '\n': b'#0A', '\x0b': b'#0B',
'\x0c': b'#0C', '\r': b'#0D', '\x0e': b'#0E', '\x0f': b'#0F', '\x10': b'#10',
'\x11': b'#11', '\x12': b'#12', '\x13': b'#13', '\x14': b'#14', '\x15': b'#15',
'\x16': b'#16', '\x17': b'#17', '\x18': b'#18', '\x19': b'#19', '\x1a': b'#1A',
'\x1b': b'#1B', '\x1c': b'#1C', '\x1d': b'#1D', '\x1e': b'#1E', '\x1f': b'#1F',
' ': b'#20', '#': b'#23', '%': b'#25', '(': b'#28', ')': b'#29', '/': b'#2F'}

clone(pdf_dest: Any, force_duplicate: bool = False, ignore_fields: Optional[Sequence[Union[str, int]]] =
    ()) → NameObject
    Clone object into pdf_dest.

write_to_stream(stream: IO[Any], encryption_key: Union[None, str, bytes] = None) → None

renumber() → bytes

static unnumber(sin: bytes) → bytes

CHARSETS = ('utf-8', 'gbk', 'latin1')

static read_from_stream(stream: IO[Any], pdf: Any) → NameObject

class pypdf.generic.IndirectObject(idnum: int, generation: int, pdf: Any)
    Bases: PdfObject
    clone(pdf_dest: PdfWriterProtocol, force_duplicate: bool = False, ignore_fields:
        Optional[Sequence[Union[str, int]]] = ()) → IndirectObject
        Clone object into pdf_dest.
    property indirect_reference: IndirectObject
    get_object() → Optional[PdfObject]
    write_to_stream(stream: IO[Any], encryption_key: Union[None, str, bytes] = None) → None
    static read_from_stream(stream: IO[Any], pdf: Any) → IndirectObject

class pypdf.generic.NullObject(*args, **kwargs)
    Bases: PdfObject
    clone(pdf_dest: PdfWriterProtocol, force_duplicate: bool = False, ignore_fields:
        Optional[Sequence[Union[str, int]]] = ()) → NullObject
        Clone object into pdf_dest.
    write_to_stream(stream: IO[Any], encryption_key: Union[None, str, bytes] = None) → None
    static read_from_stream(stream: IO[Any]) → NullObject

class pypdf.generic.PdfObject(*args, **kwargs)
    Bases: PdfObjectProtocol
    hash_func(*, usedforsecurity=True)
        Returns a sha1 hash object; optionally initialized with a string
    indirect_reference: Optional[IndirectObject]

```

hash_value_data() → bytes

hash_value() → bytes

clone(pdf_dest: PdfWriterProtocol, force_duplicate: bool = False, ignore_fields: Optional[Sequence[Union[str, int]]] = ()) → PdfObject

Clone object into pdf_dest (PdfWriterProtocol which is an interface for PdfWriter).

By default, this method will call `_reference_clone` (see `_reference`).

Parameters

- **pdf_dest** – Target to clone to.
- **force_duplicate** – By default, if the object has already been cloned and referenced, the copy will be returned; when True, a new copy will be created. (Default value = False)
- **ignore_fields** – List/tuple of field names (for dictionaries) that will be ignored during cloning (applies to children duplication as well). If fields are to be considered for a limited number of levels, you have to add it as integer, for example [1, "/B", "/TOTO"] means that "/B" will be ignored at the first level only but "/TOTO" on all levels.

Returns The cloned PdfObject

get_object() → Optional[PdfObject]

Resolve indirect references.

write_to_stream(stream: IO[Any], encryption_key: Union[None, str, bytes] = None) → None

class pypdf.generic.TextStringObject(*args, **kwargs)

Bases: str, PdfObject

A string object that has been decoded into a real unicode string.

If read from a PDF document, this string appeared to match the PDFDocEncoding, or contained a UTF-16BE BOM mark to cause UTF-16 decoding to occur.

clone(pdf_dest: Any, force_duplicate: bool = False, ignore_fields: Optional[Sequence[Union[str, int]]] = ()) → TextStringObject

Clone object into pdf_dest.

autodetect_pdfdocencoding = False

autodetect_utf16 = False

property original_bytes: bytes

It is occasionally possible that a text string object gets created where a byte string object was expected due to the autodetection mechanism – if that occurs, this “original_bytes” property can be used to back-calculate what the original encoded bytes were.

get_original_bytes() → bytes

get_encoded_bytes() → bytes

write_to_stream(stream: IO[Any], encryption_key: Union[None, str, bytes] = None) → None

class pypdf.generic.ByteStringObject(*args, **kwargs)

Bases: bytes, PdfObject

Represents a string object where the text encoding could not be determined.

This occurs quite often, as the PDF spec doesn’t provide an alternate way to represent strings – for example, the encryption data stored in files (like /O) is clearly not text, but is still stored in a “String” object.

clone(pdf_dest: *Any*, force_duplicate: *bool* = *False*, ignore_fields: *Optional*[*Sequence*[*Union*[*str*, *int*]]] = *()*) → *ByteStringObject*

Clone object into pdf_dest.

property original_bytes: *bytes*

For compatibility with TextStringObject.original_bytes.

write_to_stream(stream: *IO*[*Any*], encryption_key: *Union*[*None*, *str*, *bytes*] = *None*) → *None*

class pypdf.generic.**AnnotationBuilder**

Bases: *object*

The AnnotationBuilder is deprecated.

Instead, use the annotation classes in pypdf.annotations.

See [adding PDF annotations](#) for it's usage combined with PdfWriter.

static text(rect: *Union*[*RectangleObject*, *Tuple*[*float*, *float*, *float*, *float*]], text: *str*, open: *bool* = *False*, flags: *int* = 0) → *DictionaryObject*

Add text annotation.

Parameters

- **rect** – array of four integers [xLL, yLL, xUR, yUR] specifying the clickable rectangular area
- **text** – The text that is added to the document
- **open** –
- **flags** –

Returns A dictionary object representing the annotation.

static free_text(text: *str*, rect: *Union*[*RectangleObject*, *Tuple*[*float*, *float*, *float*, *float*]], font: *str* = 'Helvetica', bold: *bool* = *False*, italic: *bool* = *False*, font_size: *str* = '14pt', font_color: *str* = '000000', border_color: *Optional*[*str*] = '000000', background_color: *Optional*[*str*] = 'ffffff') → *DictionaryObject*

Add text in a rectangle to a page.

Parameters

- **text** – Text to be added
- **rect** – array of four integers [xLL, yLL, xUR, yUR] specifying the clickable rectangular area
- **font** – Name of the Font, e.g. 'Helvetica'
- **bold** – Print the text in bold
- **italic** – Print the text in italic
- **font_size** – How big the text will be, e.g. '14pt'
- **font_color** – Hex-string for the color, e.g. cdcddc
- **border_color** – Hex-string for the border color, e.g. cdcddc. Use None for no border.
- **background_color** – Hex-string for the background of the annotation, e.g. cdcddc. Use None for transparent background.

Returns A dictionary object representing the annotation.

static popup(**, rect: Union[RectangleObject, Tuple[float, float, float, float]], flags: int = 0, parent: Optional[DictionaryObject] = None, open: bool = False*) → *DictionaryObject*

Add a popup to the document.

Parameters

- **rect** – Specifies the clickable rectangular area as [xLL, yLL, xUR, yUR]
- **flags** – 1 - invisible, 2 - hidden, 3 - print, 4 - no zoom, 5 - no rotate, 6 - no view, 7 - read only, 8 - locked, 9 - toggle no view, 10 - locked contents
- **open** – Whether the popup should be shown directly (default is False).
- **parent** – The contents of the popup. Create this via the AnnotationBuilder.

Returns A dictionary object representing the annotation.

static line(p1: *Tuple[float, float]*, p2: *Tuple[float, float]*, rect: *Union[RectangleObject, Tuple[float, float, float, float]]*, text: *str* = "", title_bar: *Optional[str]* = None) → *DictionaryObject*

Draw a line on the PDF.

Parameters

- **p1** – First point
- **p2** – Second point
- **rect** – array of four integers [xLL, yLL, xUR, yUR] specifying the clickable rectangular area
- **text** – Text to be displayed as the line annotation
- **title_bar** – Text to be displayed in the title bar of the annotation; by convention this is the name of the author

Returns A dictionary object representing the annotation.

static polyline(vertices: *List[Tuple[float, float]]*) → *DictionaryObject*

Draw a polyline on the PDF.

Parameters **vertices** – Array specifying the vertices (x, y) coordinates of the poly-line.

Returns A dictionary object representing the annotation.

static rectangle(rect: *Union[RectangleObject, Tuple[float, float, float, float]]*, interiour_color: *Optional[str]* = None) → *DictionaryObject*

Draw a rectangle on the PDF.

This method uses the /Square annotation type of the PDF format.

Parameters

- **rect** – array of four integers [xLL, yLL, xUR, yUR] specifying the clickable rectangular area
- **interiour_color** – None or hex-string for the color, e.g. cdcddc If None is used, the interiour is transparent.

Returns A dictionary object representing the annotation.

static highlight(**, rect: Union[RectangleObject, Tuple[float, float, float, float]]*, quad_points: *ArrayObject*, highlight_color: *str* = 'ff0000') → *DictionaryObject*

Add a highlight annotation to the document.

Parameters

- **rect** – Array of four integers [xLL, yLL, xUR, yUR] specifying the highlighted area
- **quad_points** – An ArrayObject of 8 FloatObjects. Must match a word or a group of words, otherwise no highlight will be shown.
- **highlight_color** – The color used for the highlight.

Returns A dictionary object representing the annotation.

static ellipse(*rect*: Union[RectangleObject, Tuple[float, float, float, float]], *interiour_color*: Optional[str] = None) → DictionaryObject

Draw a rectangle on the PDF.

This method uses the /Circle annotation type of the PDF format.

Parameters

- **rect** – array of four integers [xLL, yLL, xUR, yUR] specifying the bounding box of the ellipse
- **interiour_color** – None or hex-string for the color, e.g. cdcddc If None is used, the interiour is transparent.

Returns A dictionary object representing the annotation.

static polygon(*vertices*: List[Tuple[float, float]]) → DictionaryObject

DEFAULT_FIT = <pypdf.generic._fit.Fit object>

static link(*rect*: ~typing.Union[~pypdf.generic._rectangle.RectangleObject, ~typing.Tuple[float, float, float, float]], *border*: ~typing.Optional[~pypdf.generic._data_structures.ArrayObject] = None, *url*: ~typing.Optional[str] = None, *target_page_index*: ~typing.Optional[int] = None, *fit*: ~pypdf.generic._fit.Fit = <pypdf.generic._fit.Fit object>) → DictionaryObject

Add a link to the document.

The link can either be an external link or an internal link.

An external link requires the URL parameter. An internal link requires the target_page_index, fit, and fit args.

Parameters

- **rect** – array of four integers [xLL, yLL, xUR, yUR] specifying the clickable rectangular area
- **border** – if provided, an array describing border-drawing properties. See the PDF spec for details. No border will be drawn if this argument is omitted. - horizontal corner radius, - vertical corner radius, and - border width - Optionally: Dash
- **url** – Link to a website (if you want to make an external link)
- **target_page_index** – index of the page to which the link should go (if you want to make an internal link)
- **fit** – Page fit or ‘zoom’ option.

Returns A dictionary object representing the annotation.

class pypdf.generic.ArrayObject(*iterable*=(), /)

Bases: List[Any], PdfObject

clone(pdf_dest: PdfWriterProtocol, force_duplicate: bool = False, ignore_fields: Optional[Sequence[Union[str, int]]] = ()) → ArrayObject

Clone object into pdf_dest.

items() → Iterable[Any]

Emulate DictionaryObject.items for a list (index, object).

write_to_stream(stream: IO[Any], encryption_key: Union[None, str, bytes] = None) → None

static read_from_stream(stream: IO[Any], pdf: Optional[PdfReaderProtocol], forced_encoding: Union[None, str, List[str], Dict[int, str]] = None) → ArrayObject

class pypdf.generic.DictionaryObject

Bases: Dict[Any, Any], PdfObject

clone(pdf_dest: PdfWriterProtocol, force_duplicate: bool = False, ignore_fields: Optional[Sequence[Union[str, int]]] = ()) → DictionaryObject

Clone object into pdf_dest.

raw_get(key: Any) → Any

get_inherited(key: str, default: Any = None) → Any

Returns the value of a key or from the parent if not found. If not found returns default.

Parameters

- **key** – string identifying the field to return
- **default** – default value to return

Returns Current key or inherited one, otherwise default value.

setdefault(key: Any, value: Optional[Any] = None) → Any

property xmp_metadata: Optional[XmpInformationProtocol]

Retrieve XMP (Extensible Metadata Platform) data relevant to the this object, if available.

See Table 347 — Additional entries in a metadata stream dictionary.

Returns Returns a *XmpInformation* instance that can be used to access XMP metadata from the document. Can also return None if no metadata was found on the document root.

write_to_stream(stream: IO[Any], encryption_key: Union[None, str, bytes] = None) → None

static read_from_stream(stream: IO[Any], pdf: Optional[PdfReaderProtocol], forced_encoding: Union[None, str, List[str], Dict[int, str]] = None) → DictionaryObject

class pypdf.generic.TreeObject(dct: Optional[DictionaryObject] = None)

Bases: DictionaryObject

hasChildren() → bool

has_children() → bool

children() → Iterable[Any]

add_child(child: Any, pdf: PdfWriterProtocol) → None

inc_parent_counter_default(parent: Union[None, IndirectObject, TreeObject], n: int) → None

inc_parent_counter_outline(parent: *Union[None, IndirectObject, TreeObject]*, n: *int*) → *None*

insert_child(child: *Any*, before: *Any*, pdf: *PdfWriterProtocol*, inc_parent_counter: *Optional[Callable[[...], Any]] = None*) → *IndirectObject*

remove_child(child: *Any*) → *None*

remove_from_tree() → *None*

Remove the object from the tree it is in.

emptyTree() → *None*

empty_tree() → *None*

class pypdf.generic.**StreamObject**

Bases: *DictionaryObject*

get_data() → *Union[bytes, str]*

set_data(data: *bytes*) → *None*

hash_value_data() → *bytes*

write_to_stream(stream: *IO[Any]*, encryption_key: *Union[None, str, bytes] = None*) → *None*

static initializeFromDictionary(data: *Dict[str, Any]*) → *Union[EncodedStreamObject, DecodedStreamObject]*

static initialize_from_dictionary(data: *Dict[str, Any]*) → *Union[EncodedStreamObject, DecodedStreamObject]*

flate_encode(level: *int = -1*) → *EncodedStreamObject*

class pypdf.generic.**DecodedStreamObject**

Bases: *StreamObject*

class pypdf.generic.**EncodedStreamObject**

Bases: *StreamObject*

get_data() → *Union[bytes, str]*

set_data(data: *bytes*) → *None*

class pypdf.generic.**ContentStream**(stream: *Any*, pdf: *Any*, forced_encoding: *Union[None, str, List[str], Dict[int, str]] = None*)

Bases: *DecodedStreamObject*

In order to be fast, this data structure can contain either:

- raw data in `._data`
- parsed stream operations in `._operations`.

At any time, ContentStream object can either have both of those fields defined, or one field defined and the other set to `None`.

These fields are “rebuilt” lazily, when accessed:

- when `.get_data()` is called, if `._data` is `None`, it is rebuilt from `._operations`.
- when `.operations` is called, if `._operations` is `None`, it is rebuilt from `._data`.

Conversely, these fields can be invalidated:

- when `.set_data()` is called, `._operations` is set to `None`.
- when `.operations` is set, `._data` is set to `None`.

clone(pdf_dest: *Any*, force_duplicate: *bool* = *False*, ignore_fields: *Optional[Sequence[Union[str, int]]]* = *()*) → *ContentStream*

Clone object into pdf_dest.

Parameters

- **pdf_dest** –
- **force_duplicate** –
- **ignore_fields** –

Returns The cloned ContentStream

get_data() → *bytes*

set_data(data: *bytes*) → *None*

property operations: *List[Tuple[Any, Any]]*

isolate_graphics_state() → *None*

write_to_stream(stream: *IO[Any]*, encryption_key: *Union[None, str, bytes]* = *None*) → *None*

class pypdf.generic.**ViewerPreferences**(value: *Any* = *None*)

Bases: *DictionaryObject*

property PRINT_SCALING: *NameObject*

class pypdf.generic.**OutlineItem**(title: *str*, page: *Union[NumberObject, IndirectObject, NullObject, DictionaryObject]*, fit: *Fit*)

Bases: *Destination*

write_to_stream(stream: *IO[Any]*, encryption_key: *Union[None, str, bytes]* = *None*) → *None*

class pypdf.generic.**OutlineFontFlag**(value, names=None, *values, module=None, qualname=None, type=None, start=1, boundary=None)

Bases: *IntFlag*

A class used as an enumerable flag for formatting an outline font.

italic = 1

bold = 2

pypdf.generic.read_object(stream: *IO[Any]*, pdf: *Optional[PdfReaderProtocol]*, forced_encoding: *Union[None, str, List[str], Dict[int, str]]* = *None*) → *Union[PdfObject, int, str, ContentStream]*

pypdf.generic.create_string_object(string: *Union[str, bytes]*, forced_encoding: *Union[None, str, List[str], Dict[int, str]]* = *None*) → *Union[TextStringObject, ByteStringObject]*

Create a ByteStringObject or a TextStringObject from a string to represent the string.

Parameters

- **string** – The data being used

- **forced_encoding** – Typically None, or an encoding string

Returns A ByteStringObject

Raises **TypeError** – If string is not of type str or bytes.

`pypdf.generic.encode_pdfdocencoding(unicode_string: str) → bytes`

`pypdf.generic.decode_pdfdocencoding(byte_array: bytes) → str`

`pypdf.generic.hex_to_rgb(value: str) → Tuple[float, float, float]`

`pypdf.generic.read_hex_string_from_stream(stream: IO[Any], forced_encoding: Union[None, str, List[str], Dict[int, str]] = None) → Union[TextStringObject, ByteStringObject]`

`pypdf.generic.read_string_from_stream(stream: IO[Any], forced_encoding: Union[None, str, List[str], Dict[int, str]] = None) → Union[TextStringObject, ByteStringObject]`

`class pypdf._protocols.PdfObjectProtocol(*args, **kwargs)`

Bases: `Protocol`

indirect_reference: Any

clone(pdf_dest: Any, force_duplicate: bool = False, ignore_fields: Optional[Union[Tuple[str, ...], List[str]]] = ()) → Any

get_object() → Optional[PdfObjectProtocol]

hash_value() → bytes

write_to_stream(stream: IO[Any], encryption_key: Union[None, str, bytes] = None) → None

`class pypdf._protocols.XmpInformationProtocol(*args, **kwargs)`

Bases: `PdfObjectProtocol`

`class pypdf._protocols.PdfCommonDocProtocol(*args, **kwargs)`

Bases: `Protocol`

property pdf_header: str

property pages: List[Any]

property root_object: PdfObjectProtocol

get_object(indirect_reference: Any) → Optional[PdfObjectProtocol]

property strict: bool

`class pypdf._protocols.PdfReaderProtocol(*args, **kwargs)`

Bases: `PdfCommonDocProtocol, Protocol`

abstract property xref: Dict[int, Dict[int, Any]]

abstract property trailer: Dict[str, Any]

`class pypdf._protocols.PdfWriterProtocol(*args, **kwargs)`

Bases: `PdfCommonDocProtocol, Protocol`

abstract write(stream: Union[Path, str, IO[Any]]) → Tuple[bool, IO[Any]]

THE PDFDOCCOMMON CLASS

PdfDocCommon is an abstract class which is inherited by **PdfReader** and **PdfWriter**

Where identified in the API, you can use any of the derived class.

DEVELOPER INTRO

pypdf is a library and hence its users are developers. This document is not for the users, but for people who want to work on pypdf itself.

42.1 Installing Requirements

```
pip install -r requirements/dev.txt
```

42.2 Running Tests

See *testing pypdf with pytest*

42.3 The sample-files git submodule

The reason for having the submodule `sample-files` is that we want to keep the size of the pypdf repository small while we also want to have an extensive test suite. Those two goals contradict each other.

The `resources` folder should contain a select set of core examples that cover most cases we typically want to test for. The `sample-files` might cover a lot more edge cases, the behavior we get when file sizes get bigger, different PDF producers.

In order to get the `sample-files` folder, you need to execute:

```
git submodule update --init
```

42.4 Tools: git and pre-commit

Git is a command line application for version control. If you don't know it, you can [play ohmygit](#) to learn it.

GitHub is the service where the pypdf project is hosted. While git is free and open source, GitHub is a paid service by Microsoft, but free in a lot of cases.

[pre-commit](#) is a command line application that uses git hooks to automatically execute code. This allows you to avoid style issues and other code quality issues. After you entered `pre-commit install` once in your local copy of pypdf, it will automatically be executed when you `git commit`.

42.5 Commit Messages

Having a clean commit message helps people to quickly understand what the commit is about, without actually looking at the changes. The first line of the commit message is used to [auto-generate the CHANGELOG](#). For this reason, the format should be:

PREFIX: DESCRIPTION

BODY

The PREFIX can be:

- SEC: Security improvements. Typically an infinite loop that was possible.
- BUG: A bug was fixed. Likely there is one or multiple issues. Then write in the BODY: Closes #123 where 123 is the issue number on GitHub. It would be absolutely amazing if you could write a regression test in those cases. That is a test that would fail without the fix. A bug is always an issue for pypdf users - test code or CI that was fixed is not considered a bug here.
- ENH: A new feature! Describe in the body what it can be used for.
- DEP: A deprecation. Either marking something as “this is going to be removed” or actually removing it.
- PI: A performance improvement. This could also be a reduction in the file size of PDF files generated by pypdf.
- ROB: A robustness change. Dealing better with broken PDF files.
- DOC: A documentation change.
- TST: Adding or adjusting tests.
- DEV: Developer experience improvements, e.g. pre-commit or setting up CI.
- MAINT: Quite a lot of different stuff. Performance improvements are for sure the most interesting changes in here. Refactorings as well.
- STY: A style change. Something that makes pypdf code more consistent. Typically a small change. It could also be better error messages for end users.

The prefix is used to generate the CHANGELOG. Every PR must have exactly one - if you feel like several match, take the top one from this list that matches for your PR.

42.6 Pull Request Size

Smaller Pull Requests (PRs) are preferred as it's typically easier to merge them. For example, if you have some typos, a few code-style changes, a new feature, and a bug-fix, that could be 3 or 4 PRs.

A PR must be complete. That means if you introduce a new feature it must be finished within the PR and have a test for that feature.

42.7 Benchmarks

We need to keep an eye on performance and thus we have a few benchmarks.

See py-pdf.github.io/pypdf/dev/bench

THE PDF FORMAT

It is recommended to look in the PDF specification for details and clarifications. This is only intended to give a very rough overview of the format.

43.1 Overall Structure

A PDF consists of:

1. Header: Contains the version of the PDF, e.g. %PDF-1.7
2. Body: Contains a sequence of indirect objects
3. Cross-reference table (xref): Contains a list of the indirect objects in the body
4. Trailer

43.2 The xref table

A cross-reference table (xref) is a table of the indirect objects in the body. It allows quick access to those objects by pointing to their location in the file.

It looks like this:

```
xref 42 5
0000001000 65535 f
0000001234 00000 n
0000001987 00000 n
0000011987 00000 n
0000031987 00000 n
```

Let's go through it step-by-step:

- **xref** is just a keyword that specifies the start of the xref table.
- **42** is the numerical ID of the first object in this xref section; **5** is the number of entries in the xref table.
- Now every object has 3 entries **nnnnnnnnnn ggggg n**: a 10-digit byte offset, a 5-digit generation number, and a literal keyword which is either **n** or **f**.
 - **nnnnnnnnnn** is the byte offset of the object. It tells the reader where the object is in the file.
 - **ggggg** is the generation number. It tells the reader how old the object is.
 - **n** means that the object is a normal in-use object, **f** means that the object is a free object.

- * The first free object always has a generation number of 65535. It forms the head of a linked-list of all free objects.
- * The generation number of a normal object is always 0. The generation number allows the PDF format to contain multiple versions of the same object. This is a version history mechanism.

43.3 The body

The body is a sequence of indirect objects:

```
counter generation_number << the_object >> endobj
```

- `counter` (integer) is a unique identifier for the object.
- `generation_number` (integer) is the generation number of the object.
- `the_object` is the object itself. It can be empty. Starts with `/Keyword` to specify which kind of object it is.
- `endobj` marks the end of the object.

A concrete example can be found in `test_reader.py::test_get_images_raw`:

```
1 0 obj << /Count 1 /Kids [4 0 R] /Type /Pages >> endobj
2 0 obj << >> endobj
3 0 obj << >> endobj
4 0 obj << /Contents 3 0 R /CropBox [0.0 0.0 2550.0 3508.0]
  /MediaBox [0.0 0.0 2550.0 3508.0] /Parent 1 0 R
  /Resources << /Font << >> >>
  /Rotate 0 /Type /Page >> endobj
5 0 obj << /Pages 1 0 R /Type /Catalog >> endobj
```

43.4 The trailer

The trailer looks like this:

```
trailer << /Root 5 0 R
          /Size 6
          >>
startxref 1234
%%EOF
```

Let's go through it:

- `trailer <<` indicates that the *trailer dictionary* starts. It ends with `>>`.
- `startxref` is a keyword followed by the byte-location of the `xref` keyword. As the trailer is always at the bottom of the file, this allows readers to quickly find the xref table.
- `%%EOF` is the end-of-file marker.

The trailer dictionary is a key-value list. The keys are specified in Table 15 of the PDF Reference 1.7, e.g. `/Root` and `/Size` (both are required).

- `/Root` (dictionary) contains the document catalog.
 - The 5 is the object number of the catalog dictionary.

- 0 is the generation number of the catalog dictionary.
- R is the keyword that indicates that the object is a reference to the catalog dictionary.
- /Size (integer) contains the total number of entries in the files xref table.

43.5 Reading PDF files

Most PDF files are compressed. If you want to read them, first uncompress them:

```
pdftk crazyones.pdf output crazyones-uncomp.pdf uncompress
```

Then rename `crazyones-uncomp.pdf` to `crazyones-uncomp.txt` and open it in your favorite IDE / text editor.

HOW PYPDF PARSES PDF FILES

pypdf uses *PdfReader* to parse PDF files. The method *PdfReader.read* shows the basic structure of parsing:

1. **Finding and reading the cross-reference tables / trailer:** The cross-reference table (xref table) is a table of byte offsets that indicate the locations of objects within the file. The trailer provides additional information such as the root object (Catalog) and the Info object containing metadata.
2. **Parsing the objects:** After locating the xref table and the trailer, pypdf proceeds to parse the objects in the PDF. Objects in a PDF can be of various types such as dictionaries, arrays, streams, and simple data types (e.g., integers, strings). pypdf parses these objects and stores them in *PdfReader.resolved_objects*, populated by *cache_indirect_object*.
3. **Decoding content streams:** The content of a PDF is typically stored in content streams, which are sequences of PDF operators and operands. pypdf decodes these content streams by applying filters (e.g., *FlateDecode*, *LZWDecode*) specified in the stream's dictionary. This is only done when the object is requested by *PdfReader.get_object* which uses the *PdfReader._get_object_from_stream* method.

44.1 References

PDF 1.7 specification:

- 7.5 File Structure
- 7.5.4 Cross-Reference Table
- 7.8 Content Streams and Resources

HOW PYPDF WRITES PDF FILES

pypdf uses *PdfWriter* to write PDF files. pypdf has *PdfObject* and several subclasses with the *write_to_stream* method. The *PdfWriter.write* method uses the *write_to_stream* methods of the referenced objects.

The *PdfWriter.write_stream* method has the following core steps:

1. **_sweep_indirect_references**: This step ensures that any circular references to objects are correctly handled. It adds the object reference numbers of any circularly referenced objects to an external reference map, so that self-page-referencing trees can reference the correct new object location, rather than copying in a new copy of the page object.
2. **Write the File Header and Body** with *_write_pdf_structure*: In this step, the PDF header and objects are written to the output stream. This includes the PDF version (e.g., %PDF-1.7) and the objects that make up the content of the PDF, such as pages, annotations, and form fields. The locations (byte offsets) of these objects are stored for later use in generating the xref table.
3. **Write the Cross-Reference Table** with *_write_xref_table*: Using the stored object locations, this step generates and writes the cross-reference table (xref table) to the output stream. The cross-reference table contains the byte offsets for each object in the PDF file, allowing for quick random access to objects when reading the PDF.
4. **Write the File Trailer** with *_write_trailer*: The trailer is written to the output stream in this step. The trailer contains essential information, such as the number of objects in the PDF, the location of the root object (Catalog), and the Info object containing metadata. The trailer also specifies the location of the xref table.

45.1 How others do it

Looking at alternative software designs and implementations can help to improve our choices.

45.1.1 fpdf2

fpdf2 has a *PDFObject* class with a *serialize* method which roughly maps to *pypdf.PdfObject.write_to_stream*. Some other similarities include:

- *fpdf.output.OutputProducer.buffer_size* vs *pypdf.PdfWriter.write_stream*
- *fpdf.syntax.Name* vs *pypdf.generic.NameObject*
- *fpdf.syntax.build_obj_dict* vs *pypdf.generic.DictionaryObject*
- *fpdf.structure_tree.NumberTree* vs *pypdf.generic.TreeObject*

45.1.2 pdfwr

`pdfwr`, in contrast, seems to work more with the standard Python objects (bool, float, string) and not wrap them in custom objects, if possible. It still has:

- PdfArray
- PdfDict
- PdfName
- PdfString
- PdfIndirect

The core classes of `pdfwr` are PdfReader and PdfWriter

CMAPS

Looking at the cmap of “crazyones”:

```
pdftk crazyones.pdf output crazyones-uncomp.pdf uncompress
```

You can see this:

```
begincmap
/CMAPName /T1Encoding-UTF16 def
/CMAPType 2 def
/CIDSystemInfo <<
  /Registry (Adobe)
  /Ordering (UCS)
  /Supplement 0
>> def
1 begincodespacerange
<00> <FF>
endcodespacerange
1 beginbfchar
<1B> <FB00>
endbfchar
endcmap
CMAPName currentdict /CMap defineresource pop
```

46.1 codespacerange

A codespacerange maps a complete sequence of bytes to a range of unicode glyphs. It defines a starting point:

```
1 beginbfchar
<1B> <FB00>
```

That means that 1B (Hex for 27) maps to the unicode character **FB00** - the ligature ff (two lowercase f’s).

The two numbers in `begincodespacerange` mean that it starts with an offset of 0 (hence from 1B **FB00**) up to an offset of FF (dec: 255), hence 1B+FF = 282 **FBFF**.

Within the text stream, there is

```
(The)-342(mis\034ts.)
```

`\034` is octal for 28 decimal.

THE DEPRECATION PROCESS

pypdf strives to be an excellent library for its current users and for new ones. We are careful with introducing potentially breaking changes, but we will do them if they provide value for the community on the long run.

We hope and think that deprecations will not happen frequently. If they do, users can rely on the following procedure.

47.1 Semantic Versioning

pypdf uses [semantic versioning](#). If you want to avoid breaking changes, please use dependency pinning (also known as version pinning). In Python, this is done by specifying the exact version you want to use in a `requirements.txt` file. A tool that can support you is `pip-compile` from [pip-tools](#).

If you are using [Poetry](#) it is done with the `poetry.lock` file.

47.2 How pypdf deprecates features

Assume the current version of pypdf is `x.y.z`. After a discussion (e.g. via GitHub issues) we decided to remove a class / function / method. This is how we do it:

1. `x.y.(z+1)`: Add a `DeprecationWarning`. If there is a replacement, the replacement is also introduced and the warning informs about the change and when it will happen. The docs let users know about the deprecation and when it will happen and the new function. The CHANGELOG informs about it.
2. `(x+1).0.0`: Remove / change the code in the breaking way by replacing `DeprecationWarnings` by `DeprecationErrors`. We do this to help people who didn't look at the warnings before. The CHANGELOG informs about it.
3. `(x+2).0.0`: The `DeprecationErrors` are removed.

This means the users have 3 warnings in the CHANGELOG, a `DeprecationWarning` until the next major release and a `DeprecationError` until the major release after that.

Please note that adding warnings can be a breaking change for some users; most likely just in the CI. This means it needs to be properly documented.

DOCUMENTATION

48.1 API Reference

48.1.1 Method / Function Docstrings

We use Google-Style Docstrings:

```
def example(param1: int, param2: str) -> bool:
    """
    Example function with PEP 484 type annotations.

    Args:
        param1: The first parameter.
        param2: The second parameter.

    Returns:
        The return value. True for success, False otherwise.

    Raises:
        AttributeError: The ``Raises`` section is a list of all exceptions
            that are relevant to the interface.
        ValueError: If `param2` is equal to `param1`.

    Examples:
        Examples should be written in doctest format, and should illustrate how
        to use the function.

        >>> print([i for i in example_generator(4)])
        [0, 1, 2, 3]
    """
```

- The order of sections is (1) Args (2) Returns (3) Raises (4) Examples
- If there is no return value, remove the 'Returns' block
- Properties should not have any sections

48.2 Issues and PRs

An issue can be used to discuss what we want to achieve.

A PR can be used to discuss how we achieve it.

48.3 Commit Messages

We want to have descriptive commits in the `main` branch. For this reason, every pull request (PR) is squashed. That means no matter how many commits a PR has, in the end only one combined commit will be in `main`.

The title of the PR will be used as the first line of that combined commit message.

The first comment within the commit will be used as the message body.

See [dev intro](#) for more details.

TESTING

pypdf uses `pytest` for testing.

To run the tests you need to install the CI (Continuous Integration) requirements by running `pip install -r requirements/ci.txt` or `pip install -r requirements/ci-3.11.txt` if running Python 3.11.

49.1 Deselecting groups of tests

pypdf makes use of the following pytest markers:

- `slow`: Tests that require more than 5 seconds.
- `samples`: Tests that require the `the sample-files` git submodule to be initialized. As of October 2022, this is about 25 MB.
- `enable_socket`: Tests that download PDF documents. They are stored locally and thus only need to be downloaded once. As of October 2022, this is about 200 MB.
 - To successfully run the tests, please download most of the documents beforehand: `python -c "from tests import download_test_pdfs; download_test_pdfs()"`

You can disable them by `pytest -m "not enable_socket"` or `pytest -m "not samples"`. You can even disable all of them: `pytest -m "not enable_socket" -m "not samples" -m "not slow"`.

Please note that this reduces test coverage. The CI will always test all files.

49.2 Creating a Coverage Report

If you want to get a coverage report that considers the Python version specific code, you can run `tox`.

As a prerequisite, we recommend using `pyenv` so that you can install the different Python versions:

```
pyenv install pypy3.8-7.3.7
pyenv install 3.7.15
pyenv install 3.8.12
pyenv install 3.9.10
pyenv install 3.10.2
```

Then you can execute `tox` which will create a coverage report in HTML form in the end. The execution takes about 30 minutes.

49.3 Docstrings in Unit tests

The first line of a docstring in a unit test should be written in a way that you could prefix it with “This tests ensures that ...”, e.g.

- Invalid XML in `xmp_metadata` is gracefully handled.
- The identity is returning its input.
- `xmp_modify_date` is extracted correctly.

This way, plugins like `pytest-testdox` can generate really nice output when the tests are running. This looks similar to the output of `mocha.js`.

If the test is a regression test, write

This test is a regression test for issue #1234

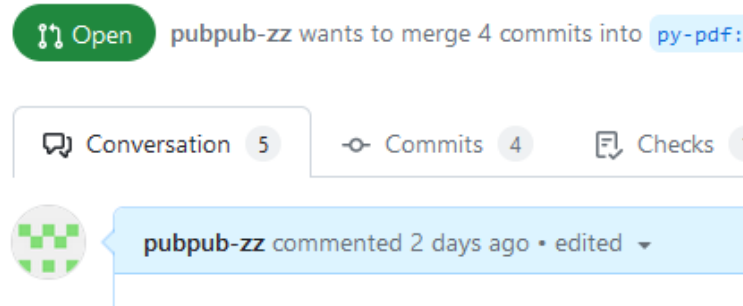
If the regression test is just one parameter of other tests, then add it as a comment for that parameter.

49.4 Evaluate a PR in-progress version

You may want to test a version from a PR which has not been released yet. The easiest way is to use pip and install a version from git:

- Go the PR and identify the repository and branch.

BUG: invalid cm/tm in visitor



Example from below : repository: **pubpub-zz** / branch: **iss2200** :

- you can then install the version using pip from git:

Example:

```
pip install git+https://github.com/pubpub-zz/pypdf.git@iss2200
```


RELEASING

A `pypdf` release contains the following artifacts:

- A new [release on PyPI](#)
- A [release commit](#)
 - Containing a changelog update
 - A new [git tag](#)
 - * A [Github release](#)

50.1 Who does it?

`pypdf` should typically only be released by one of the core maintainers / the core maintainer. At the moment, this is either Martin Thoma or pubpub-zz and stefan6419846.

Any owner of the `py-pdf` organization also has the technical permissions to release.

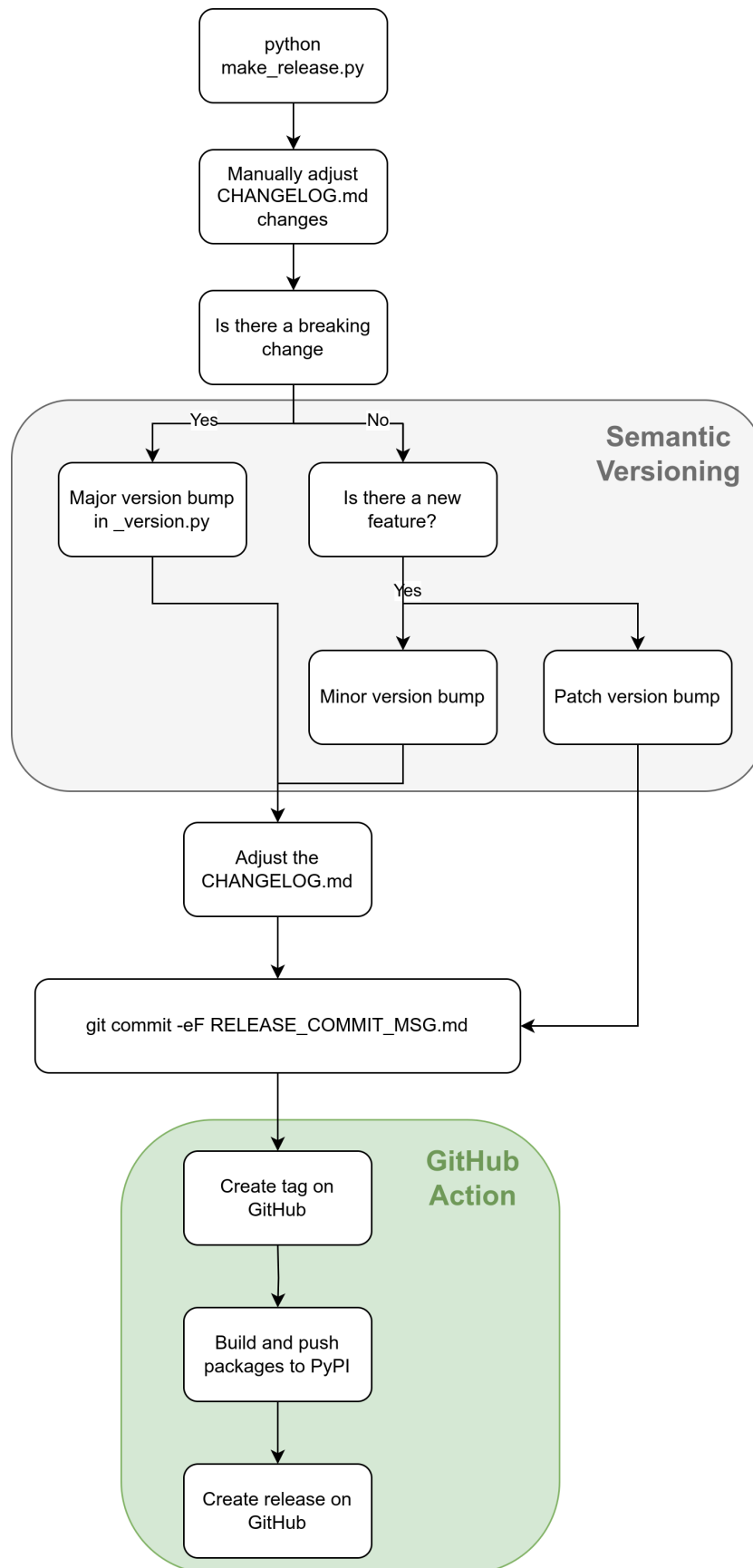
50.2 How is it done?

50.2.1 With direct push permissions

This is the typical way for the core maintainer/benevolent dictator.

The release contains the following steps:

1. Update the `CHANGELOG.md` and the `_version.py` via `python make_release.py`. This also prepares the release commit message.
2. Create a release commit: `git commit -eF RELEASE_COMMIT_MSG.md`.
3. Push commit: `git push`.
4. CI now builds a source and a wheels package which it pushes to PyPI. It also creates the corresponding tag and a GitHub release.



50.2.2 Using a Pull Request

This is the typical way for collaborators which do not have direct push permissions for the `main` branch.

The release contains the following steps:

1. Update the `CHANGELOG.md` and the `_version.py` via `python make_release.py`. This also prepares the release commit message.
2. Push the changes to a dedicated branch.
3. Open a pull request starting with `REL:` , followed by the new version number.
4. Wait for the approval of another eligible maintainer.
5. Merge the pull request with the name being the PR title and the body being the content of `RELEASE_COMMIT_MSG.md`.
6. CI now builds a source and a wheels package which it pushes to PyPI. It also creates the corresponding tag and a GitHub release.

50.2.3 The Release Tag

- Use the release version as the tag name. No need for a leading “v”.
- Use the changelog entry as the body.

50.3 When are releases done?

There is no need to wait for anything. If the CI is green (all tests succeeded), we can release.

I (Martin Thoma) typically only release once a week, because it costs a little bit of time and I don’t want to spam users with too many releases.

CHANGELOG

51.1 Version 4.2.0, 2024-04-07

51.1.1 New Features (ENH)

- Allow multiple charsets for NameObject.read_from_stream (#2585)
- Add support for /Kids in page labels (#2562)
- Allow to update fields on many pages (#2571)
- Tolerate PDF with invalid xref pointed objects (#2335)
- Add Enforce from PDF2.0 in viewer_preferences (#2511)
- Add += and -= operators to ArrayObject (#2510)

51.1.2 Bug Fixes (BUG)

- Fix merge_page sometimes generating unknown operator ‘QQ’ (#2588)
- Fix fields update where annotations are kids of field (#2570)
- Process CMYK images without a filter correctly (#2557)
- Extract text in layout mode without finding resources (#2555)
- Prevent recursive loop in some PDF files (#2505)

51.1.3 Robustness (ROB)

- Tolerate “truncated” xref (#2580)
- Replace error by warning for EOD in RunLengthDecode/ASCIHexDecode (#2334)
- Rebuild xref table if one entry is invalid (#2528)
- Robustify stream extraction (#2526)

51.1.4 Documentation (DOC)

- Update release process for latest changes (#2564)
- Encryption/decryption: Clone document instead of copying all pages (#2546)
- Minor improvements (#2542)
- Update annotation list (#2534)
- Update references and formatting (#2529)
- Correct threads reference, plus minor changes (#2521)
- Minor readability increases (#2515)
- Simplify PaperSize examples (#2504)
- Minor improvements (#2501)

51.1.5 Developer Experience (DEV)

- Remove unused dependencies (#2572)
- Remove page labels PR link from message (#2561)
- Fix changelog generator regarding whitespace and handling of “Other” group (#2492)
- Add REL to known PR prefixes (#2554)
- Release using the REL commit instead of git tag (#2500)
- Unify code between PdfReader and PdfWriter (#2497)
- Bump softprops/action-gh-release from 1 to 2 (#2514)

51.1.6 Maintenance (MAINT)

- Ressources → Resources (and internal name childs) (#2550)
- Fix typos found by codespell (#2549)
- Update Read the Docs configuration (#2538)
- Add root_object, _info and _ID to PdfReader (#2495)

51.1.7 Testing (TST)

- Allow loading truncated images if required (#2586)
- Fix download issues from #2562 (#2578)
- Improve test_get_contents_from_nullobject to show real use-case (#2524)
- Add missing test annotations (#2507)

[Full Changelog](#)

51.2 Version 4.1.0, 2024-03-03

Generating name objects (`NameObject`) without a leading slash is considered deprecated now. Previously, just a plain warning would be logged, leading to possibly invalid PDF files. According to our deprecation policy, this will log a *DeprecationWarning* for now.

51.2.1 New Features (ENH)

- Add `get_pages_from_field` (#2494)
- Add `reattach_fields` function (#2480)
- Automatic access to pointed object for `IndirectObject` (#2464)

51.2.2 Bug Fixes (BUG)

- Missing error on name without leading / (#2387)
- `encode_pdfdocencoding()` always returns bytes (#2440)
- BI in text content identified as image tag (#2459)

51.2.3 Robustness (ROB)

- Missing basefont entry in type 3 font (#2469)

51.2.4 Documentation (DOC)

- Improve lossless compression example (#2488)
- Amend robustness documentation (#2479)

51.2.5 Developer Experience (DEV)

- Fix changelog for UTF-8 characters (#2462)

51.2.6 Maintenance (MAINT)

- Add `_get_page_number_from_indirect` in writer (#2493)
- Remove user assignment for feature requests (#2483)
- Remove reference to old 2.0.0 branch (#2482)

51.2.7 Testing (TST)

- Fix benchmark failures (#2481)
- Broken test due to expired test file URL (#2468)
- Resolve file naming conflict in test_iss1767 (#2445)

[Full Changelog](#)

51.3 Version 4.0.2, 2024-02-18

51.3.1 Bug Fixes (BUG)

- Use NumberObject for /Border elements of annotations (#2451)

[Full Changelog](#)

51.4 Version 4.0.1, 2024-01-28

51.4.1 Bug Fixes (BUG)

- layout mode text extraction ZeroDivisionError (#2417)

51.4.2 Testing (TST)

- Skip tests using fpdf2 if it's not installed (#2419)

[Full Changelog](#)

51.5 Version 4.0.0, 2024-01-19

51.5.1 Deprecations (DEP)

- Drop Python 3.6 support (#2369)
- Remove deprecated code (#2367)
- Remove deprecated XMP properties (#2386)

51.5.2 New Features (ENH)

- Add “layout” mode for text extraction (#2388)
- Add Jupyter Notebook integration for PdfReader (#2375)
- Improve/rewrite PDF permission retrieval (#2400)

51.5.3 Bug Fixes (BUG)

- PdfWriter.add_uri was setting the wrong type (#2406)
- Add support for GBK2K cmaps (#2385)

51.5.4 Maintenance (MAINT)

- Return None instead of -1 when page is not attached (#2376)
- Complete FileSpecificationDictionaryEntries constants (#2416)
- Replace warning with logging.error (#2377)

[Full Changelog](#)

51.6 Version 3.17.4, 2023-12-24

51.6.1 Bug Fixes (BUG)

- Handle IndirectObject as image filter (#2355)

[Full Changelog](#)

51.7 Version 3.17.3, 2023-12-17

51.7.1 Robustness (ROB)

- Out-of-bounds issue in handle_tj (text extraction) (#2342)

51.7.2 Developer Experience (DEV)

- Make make_release.py easier to configure (#2348)

51.7.3 Maintenance (MAINT)

- Bump actions/download-artifact from 3 to 4 (#2344)

[Full Changelog](#)

51.8 Version 3.17.2, 2023-12-10

51.8.1 Bug Fixes (BUG)

- Cope with deflated images with CMYK Black Only (#2322)
- Handle indirect objects as parameters for CCITTFaxDecode (#2307)
- check words length in _cmap type1_alternative function (#2310)

51.8.2 Robustness (ROB)

- Relax flate decoding for too many lookup values (#2331)
- Let _build_destination skip in case of missing /D key (#2018)

[Full Changelog](#)

51.9 Version 3.17.1, 2023-11-14

51.9.1 Bug Fixes (BUG)

- Mediabox expansion size when applying non-right angle rotation (#2282)

51.9.2 Robustness (ROB)

- MissingWidth is IndirectObject (#2288)
- Initialize states array with an empty value (#2280)

[Full Changelog](#)

51.10 Version 3.17.0, 2023-10-29

51.10.1 Security (SEC)

- Infinite recursion when using PdfWriter(clone_from=reader) (#2264)

51.10.2 New Features (ENH)

- Add parameter to select images to be removed (#2214)

51.10.3 Bug Fixes (BUG)

- Correctly handle image mode 1 with FlateDecode (#2249)
- Error when filling a value with parentheses #2268 (#2269)
- Handle empty root outline (#2239)

[Full Changelog](#)

51.11 Version 3.16.4, 2023-10-10

51.11.1 Bug Fixes (BUG)

- Avoid exceeding recursion depth when retrieving image mode (#2251)

[Full Changelog](#)

51.12 Version 3.16.3, 2023-10-08

51.12.1 Bug Fixes (BUG)

- Invalid cm/tm in visitor functions (#2206)
- Encrypt / decrypt Stream object dictionaries (#2228)
- Support nested color spaces for the /DeviceN color space (#2241)
- Images property fails if NullObject in list (#2215)

51.12.2 Developer Experience (DEV)

- Unify mypy options and warn redundant workarounds (#2223)

[Full Changelog](#)

51.13 Version 3.16.2, 2023-09-24

51.13.1 Bug Fixes (BUG)

- PDF size increases because of too high float writing precision (#2213)
- Fix test_watermarking_reportlab_rendering() (#2203)

[Full Changelog](#)

51.14 Version 3.16.1, 2023-09-17

The ‘rename PdfWriter.create_viewer_preference to PdfWriter.create_viewer_preferences (#2190)’ could be a breaking change for you, if you use it. As it was only introduced last week I’m confident enough that nobody will be affected though. Hence only the patch update.

51.14.1 Bug Fixes (BUG)

- Missing new line in extract_text with cm operations (#2142)
- _get_fonts not processing properly CIDFonts and annotations (#2194)

51.14.2 Maintenance (MAINT)

- Rename PdfWriter.create_viewer_preference to PdfWriter.create_viewer_preferences (#2190)

[Full Changelog](#)

51.15 Version 3.16.0, 2023-09-10

51.15.1 Security (SEC)

- Infinite recursion caused by IndirectObject clone (#2156)

51.15.2 New Features (ENH)

- Ease access to ViewerPreferences (#2144)

51.15.3 Bug Fixes (BUG)

- Catch the case where w[0] is an IndirectObject instead of an int (#2154)
- Cope with indirect objects in filters and remove deprecated code (#2177)
- Accept tabs in cmaps (#2174) / cope with extra space (#2151)
- Merge pages without resources (#2150)
- getcontents() shall return None if contents is NullObject (#2161)
- Fix conversion from 1 to LA (#2175)

51.15.4 Robustness (ROB)

- Accept XYZ with no arguments (#2178)

[Full Changelog](#)

51.16 Version 3.15.5, 2023-09-03

51.16.1 Bug Fixes (BUG)

- Cope with missing /I in articles (#2134)
- Fix image look-up table in EncodedStreamObject (#2128)
- remove_images not operating in sub level forms (#2133)

51.16.2 Robustness (ROB)

- Cope with damaged PDF (#2129)

[Full Changelog](#)

51.17 Version 3.15.4, 2023-08-27

51.17.1 Performance Improvements (PI)

- Making pypdf as fast as pdfrw (#2086)

51.17.2 Maintenance (MAINT)

- Relax typing_extensions version (#2104)

[Full Changelog](#)

51.18 Version 3.15.3, 2023-08-26

51.18.1 Bug Fixes (BUG)

- Check version of crypt provider (#2115)
- TypeError: can't concat str to bytes (#2114)
- Require flit_core >= 3.9 (#2091)

[Full Changelog](#)

51.19 Version 3.15.2, 2023-08-20

51.19.1 Security (SEC)

- Avoid endless recursion of reading damaged PDF file (#2093)

51.19.2 Performance Improvements (PI)

- Reuse content stream (#2101)

51.19.3 Maintenance (MAINT)

- Make ParseError inherit from PyPdfError (#2097)

[Full Changelog](#)

51.20 Version 3.15.1, 2023-08-13

51.20.1 Performance Improvements (PI)

- optimize _decode_png_prediction (#2068)

51.20.2 Bug Fixes (BUG)

- Fix incorrect tm_matrix in call to visitor_text (#2060)
- Writing German characters into form fields (#2047)
- Prevent stall when accessing image in corrupted pdf (#2081)
- append() fails when articles do not have /T (#2080)

51.20.3 Robustness (ROB)

- Cope with xref not followed by separator (#2083)

[Full Changelog](#)

51.21 Version 3.15.0, 2023-08-06

51.21.1 New Features (ENH)

- Add level parameter to compress_content_streams (#2044)
- Process /uniHHHH for text_extract (#2043)

51.21.2 Bug Fixes (BUG)

- Fix AnnotationBuilder.link (#2066)
- JPX image without ColorSpace (#2062)
- Added check for field /Info when cloning reader document (#2055)
- Fix indexed/CMYK images (#2039)

51.21.3 Maintenance (MAINT)

- Cryptography as primary dependency (#2053)

[Full Changelog](#)

51.22 Version 3.14.0, 2023-07-29

51.22.1 New Features (ENH)

- Accelerate image list keys generation (#2014)
- Use cryptography for encryption/decryption as a fallback for PyCryptodome (#2000)
- Extract LaTeX characters (#2016)
- ASCIIHexDecode.decode now returns bytes instead of str (#1994)

51.22.2 Bug Fixes (BUG)

- Add RunLengthDecode filter (#2012)
- Process /Separation ColorSpace (#2007)
- Handle single element ColorSpace list (#2026)
- Process lookup decoded as TextStringObjects (#2008)

51.22.3 Robustness (ROB)

- Cope with garbage collector during cloning (#1841)

51.22.4 Maintenance (MAINT)

- Cleanup of annotations (#1745)

[Full Changelog](#)

51.23 Version 3.13.0, 2023-07-23

51.23.1 New Features (ENH)

- Add is_open in outlines in PdfReader and PdfWriter (#1960)

51.23.2 Bug Fixes (BUG)

- Search /DA in hierarchy fields (#2002)
- Cope with different ISO date length (#1999)
- Decode Black only/CMYK deviceN images (#1984)
- Process CMYK in deflate images (#1977)

51.23.3 Developer Experience (DEV)

- Add mypy to pre-commit (#2001)
- Release automation (#1991, #1985)

[Full Changelog](#)

51.24 Version 3.12.2, 2023-07-16

51.24.1 Bug Fixes (BUG)

- Accept calRGB and calGray color_spaces (#1968)
- Process 2bits and 4bits images (#1967)
- Check for AcroForm and ensure it is not None (#1965)

51.24.2 Developer Experience (DEV)

- Automate the release process (#1970)

[Full Changelog](#)

51.25 Version 3.12.1, 2023-07-09

51.25.1 Bug Fixes (BUG)

- Prevent updating page contents after merging page (stamping/watermarking) (#1952)
-
- Inverse color in CMYK images (#1947)
- Dates conversion not working with Z00'00' (#1946)

- Support UTF-16-LE Strings (#1884)

[Full Changelog](#)

51.26 Version 3.12.0, 2023-07-02

51.26.1 New Features (ENH)

- Add AES support for encrypting PDF files (#1918, #1935, #1936, #1938)
- Add page deletion feature to PdfWriter (#1843)

51.26.2 Bug Fixes (BUG)

- PdfReader.get_fields() attempts to delete non-existing index “/Off” (#1933)
- Remove unused objects when cloning_from (#1926)
- Add the TK.SIZE into the trailer (#1911)
- add_named_destination() maintains named destination list sort order (#1930)

[Full Changelog](#)

51.27 Version 3.11.1, 2023-06-25

51.27.1 Bug Fixes (BUG)

- Cascaded filters in image objects (#1913)
- Append pdf with named destination using numbers for pages (#1858)
- Ignore “/B” fields only on pages in PdfWriter.append() (#1875)

[Full Changelog](#)

51.28 Version 3.11.0, 2023-06-23

51.28.1 New Features (ENH)

- Add page_number property (#1856)

51.28.2 Bug Fixes (BUG)

- File expansion when updating with Page Contents (#1906)
- Missing Alternate in indexed/ICCbased colorspaces (#1896)

[Full Changelog](#)

51.29 Version 3.10.0, 2023-06-18

51.29.1 New Features (ENH)

- Extraction of inline images (#1850)
- Add capability to replace image (#1849)
- Extend images interface by returning an ImageFile(File) class (#1848)
- Add set_data to EncodedStreamObject (#1854)

51.29.2 Bug Fixes (BUG)

- Fix RGB FlateEncode Images(PNG) and transparency (#1834)
- Generate static appearance for fields (#1864)

[Full Changelog](#)

51.30 Version 3.9.1, 2023-06-04

51.30.1 Deprecations (DEP)

- Deprecate PdfMerger (#1866)

51.30.2 Bug Fixes (BUG)

- Ignore UTF-8 decode errors (#1865)

51.30.3 Robustness (ROB)

- Handle missing /Type entry in Page tree (#1859)

[Full Changelog](#)

51.31 Version 3.9.0, 2023-05-21

51.31.1 New Features (ENH)

- Simplify metadata input (Document Information Dictionary) (#1851)
- Extend cmap compatibility to GBK_EUC_H/V (#1812)

51.31.2 Bug Fixes (BUG)

- Prevent infinite loop when no character follows after a comment (#1828)
- get_contents does not return ContentStream (#1847)
- Accept XYZ destination with zoom missing (default to zoom=0.0) (#1844)
- Cope with 1 Bit images (#1815)

51.31.3 Robustness (ROB)

- Handle missing /Type entry in Page tree (#1845)

51.31.4 Documentation (DOC)

- Expand file size explanations (#1835)
- Add comparison with pdfplumber (#1837)
- Clarify that PyPDF2 is dead (#1827)
- Add Hunter King as Contributor for #1806

51.31.5 Maintenance (MAINT)

- Refactor internal Encryption class (#1821)
- Add R parameter to generate_values (#1820)
- Make encryption_key parameter of write_to_stream optional (#1819)
- Prepare for adding AES encryption support (#1818)

[Full Changelog](#)

51.32 Version 3.8.1, 2023-04-23

51.32.1 Bug Fixes (BUG)

- Convert color space before saving (#1802)

51.32.2 Documentation (DOC)

- PDF/A (#1807)
- Use append instead of add_page
- Document core mechanics of pypdf (#1783)

[Full Changelog](#)

51.33 Version 3.8.0, 2023-04-16

51.33.1 New Features (ENH)

- Add transform method to Transformation class (#1765)
- Cope with UC2 fonts in text_extraction (#1785)

51.33.2 Robustness (ROB)

- Invalid startxref pointing 1 char before (#1784)

51.33.3 Maintenance (MAINT)

- Mark code handling old parameters as deprecated (#1798)

[Full Changelog](#)

51.34 Version 3.7.1, 2023-04-09

51.34.1 Security (SEC)

- Warn about PDF encryption security (#1755)

51.34.2 Robustness (ROB)

- Prevent loop in Cloning (#1770)
- Capture UnicodeDecodeError at PdfReader.pdf_header (#1768)

51.34.3 Documentation (DOC)

- Add .readthedocs.yaml and bump docs dependencies using `tox -e deps` (#1750, #1752)

51.34.4 Developer Experience (DEV)

- Make `make_changelog.py` idempotent

51.34.5 Maintenance (MAINT)

- Move generation of file identifiers to a method (#1760)

51.34.6 Testing (TST)

- Add xmp test (#1775)

[Full Changelog](#)

51.35 Version 3.7.0, 2023-03-26

51.35.1 Security (SEC)

- Use Python's `secrets` module instead of `random` module (#1748)

51.35.2 New Features (ENH)

- Add `AnnotationBuilder.highlight` text markup annotation (#1740)
- Add `AnnotationBuilder.popup` (#1665)
- Add `AnnotationBuilder.polyline` annotation support (#1726)
- Add `clone_from` parameter in `PdfWriter` constructor (#1703)

51.35.3 Bug Fixes (BUG)

- `'DictionaryObject'` object has no attribute `'indirect_reference'` (#1729)

51.35.4 Robustness (ROB)

- Handle params `NullObject` in `decode_stream_data` (#1738)

51.35.5 Documentation (DOC)

- Project scope (#1743)

51.35.6 Maintenance (MAINT)

- Add AnnotationFlag (#1746)
- Add LazyDict.str (#1727)

[Full Changelog](#)

51.36 Version 3.6.0, 2023-03-18

51.36.1 New Features (ENH)

- Extend PdfWriter.append() to PageObjects (#1704)
- Support qualified names in update_page_form_field_values (#1695)

51.36.2 Robustness (ROB)

- Tolerate streams without length field (#1717)
- Accept DictionaryObject in /D of NamedDestination (#1720)
- Widths def in cmap calls IndirectObject (#1719)

[Full Changelog](#)

51.37 Version 3.5.2, 2023-03-12

We discovered that compress_content_stream has to be applied to a page of the PdfWriter. It may not be applied to a page of the PdfReader!

51.37.1 Bug Fixes (BUG)

- compress_content_stream not readable in Adobe Acrobat (#1698)
- Pass logging parameters correctly in set_need_appearances_writer (#1697)
- Write /Root/AcroForm in set_need_appearances_writer (#1639)

51.37.2 Robustness (ROB)

- Allow more whitespaces within linearized file (#1701)

[Full Changelog](#)

51.38 Version 3.5.1, 2023-03-05

51.38.1 Robustness (ROB)

- Some attributes not copied in DictionaryObject._clone (#1635)
- Allow merging multiple time pages with annots (#1624)

51.38.2 Testing (TST)

- Replace pytest.mark.external by enable_socket (#1657)

[Full Changelog](#)

51.39 Version 3.5.0, 2023-02-26

51.39.1 New Features (ENH)

- Add reader.attachments public interface (#1611, #1661)
- Add PdfWriter.remove_objects_from_page(page: PageObject, to_delete: ObjectDeletionFlag) (#1648)
- Allow free-text annotation to have transparent border/background (#1664)

51.39.2 Bug Fixes (BUG)

- Allow decryption with empty password for AlgV5 (#1663)
- Let PdfWriter.pages return PageObject after calling clone_document_from_reader() (#1613)
- Invalid font pointed during merge_resources (#1641)

51.39.3 Robustness (ROB)

- Cope with invalid objects in IndirectObject.clone (#1637)
- Improve tolerance to invalid Names/Dests (#1658)
- Decode encoded values in get_fields (#1636)
- Let PdfWriter.merge cope with missing “/Fields” (#1628)

[Full Changelog](#)

51.40 Version 3.4.1, 2023-02-12

51.40.1 Bug Fixes (BUG)

- Switch from trimbox to cropbox when merging pages (#1622)
- Text extraction not working with one glyph to char sequence (#1620)

51.40.2 Robustness (ROB)

- Fix 2 cases of “object has no attribute ‘indirect_reference’” (#1616)

51.40.3 Testing (TST)

- Add multiple retry on get_url for external PDF downloads (#1626)

[Full Changelog](#)

51.41 Version 3.4.0, 2023-02-05

NOTICE: pypdf changed the way it represents numbers parsed from PDF files. pypdf<3.4.0 represented numbers as Decimal, pypdf>=3.4.0 represents them as floats. Several other PDF libraries to this, as well as many PDF viewers. We hope to fix issues with too high precision like this and get a speed boost. In case your PDF documents rely on more than 18 decimals of precision you should check if it still works as expected. To clarify: This does not affect the text shown in PDF documents. It affects numbers, e.g. when graphics are drawn on the PDF or very exact positions are used. Typically, 5 decimals should be enough.

51.41.1 New Features (ENH)

- Enable merging forms with overlapping names (#1553)
- Add ‘over’ parameter to merge_transformed_page & co (#1567)

51.41.2 Bug Fixes (BUG)

- Fix getter of the PageObject.rotation property with an indirect object (#1602)
- Restore merge_transformed_page & co (#1567)
- Replace decimal by float (#1563)

51.41.3 Robustness (ROB)

- PdfWriter.remove_images: /Contents might not be in page_ref (#1598)

51.41.4 Developer Experience (DEV)

- Introduce ruff (#1586, #1609)

51.41.5 Maintenance (MAINT)

- Remove decimal (#1608)

[Full Changelog](#)

51.42 Version 3.3.0, 2023-01-22

51.42.1 New Features (ENH)

- Add page label support to PdfWriter (#1558)
- Accept inline images with space before EI (#1552)
- Add circle annotation support (#1556)
- Add polygon annotation support (#1557)
- Make merging pages produce a deterministic PDF (#1542, #1543)

51.42.2 Bug Fixes (BUG)

- Fix error in cmap extraction (#1544)
- Remove erroneous assertion check (#1564)
- Fix dictionary access of optional page label keys (#1562)

51.42.3 Robustness (ROB)

- Set ignore_eof=True for read_until_regex (#1521)

51.42.4 Documentation (DOC)

- Paper size (#1550)

51.42.5 Developer Experience (DEV)

- Fix broken combination of dependencies of docs.txt
- Annotate tests appropriately (#1551)

[Full Changelog](#)

51.43 Version 3.2.1, 2023-01-08

51.43.1 Bug Fixes (BUG)

- Accept hierarchical fields (#1529)

51.43.2 Documentation (DOC)

- Use google style docstrings (#1534)
- Fix linked markdown documents (#1537)

51.43.3 Developer Experience (DEV)

- Update docs config (#1535)

51.44 Version 3.2.0, 2022-12-31

51.44.1 Performance Improvement (PI)

- Help the specializing adaptive interpreter (#1522)

51.44.2 New Features (ENH)

- Add support for page labels (#1519)

51.44.3 Bug Fixes (BUG)

- upgrade clone_document_root (#1520)

[Full Changelog](#)

51.45 Version 3.1.0, 2022-12-23

Move PyPDF2 to pypdf (#1513). This now it's all lowercase, no number in the name. For installation and for import. PyPDF2 will no longer receive updates. The community should move back to its roots.

If you were still using pyPdf or PyPDF2 < 2.0.0, I recommend reading the migration guide: <https://pypdf.readthedocs.io/en/latest/user/migration-1-to-2.html>

pypdf==3.1.0 is only different from PyPDF2==3.0.0 in the package name. Replacing “PyPDF2” by “pypdf” should be enough if you migrate from PyPDF2==3.0.0 to pypdf==3.1.0.

[Full Changelog](#)

51.46 Version 3.0.0, 2022-12-22

51.46.1 BREAKING CHANGES

- Deprecate features with PyPDF2==3.0.0 (#1489)
- Refactor Fit / Zoom parameters (#1437)

51.46.2 New Features (ENH)

- Add Cloning (#1371)
- Allow int for indirect_reference in PdfWriter.get_object (#1490)

51.46.3 Documentation (DOC)

- How to read PDFs from S3 (#1509)
- Make MyST parse all links as simple hyperlinks (#1506)
- Changed ‘latest’ for ‘stable’ generated docs (#1495)
- Adjust deprecation procedure (#1487)

51.46.4 Maintenance (MAINT)

- Use typing.IO for file streams (#1498)

[Full Changelog](#)

51.47 Version 2.12.1, 2022-12-10

51.47.1 Documentation (DOC)

- Deduplicate `extract_text` docstring (#1485)
- How to cite PyPDF2 (#1476)

51.47.2 Maintenance (MAINT)

Consistency changes:

- `indirect_ref/ido` `indirect_reference`, `dest` `page_destination` (#1467)
- `owner_pwd/user_pwd` `owner_password/user_password` (#1483)
- `position` `page_number` in `Merger.merge` (#1482)
- `indirect_ref` `indirect_reference` (#1484)

[Full Changelog](#)

51.48 Version 2.12.0, 2022-12-10

51.48.1 New Features (ENH)

- Add support to extract gray scale images (#1460)
- Add `'threads'` property to `PdfWriter` (#1458)
- Add `'open_destination'` property to `PdfWriter` (#1431)
- Make `PdfReader.get_object` accept integer arguments (#1459)

51.48.2 Bug Fixes (BUG)

- Scale PDF annotations (#1479)

51.48.3 Robustness (ROB)

- Padding issue with AES encryption (#1469)
- Accept empty object as null objects (#1477)

51.48.4 Documentation (DOC)

- Add module documentation the PaperSize class (#1447)

51.48.5 Maintenance (MAINT)

- Use 'page_number' instead of 'pagenum' (#1365)
- Add List of pages to PageRangeSpec (#1456)

51.48.6 Testing (TST)

- Cleanup temporary files (#1454)
- Mark test_tounicode_is_identity as external (#1449)
- Use Ubuntu 20.04 for running CI test suite (#1452)

[Full Changelog](#)

51.49 Version 2.11.2, 2022-11-20

51.49.1 New Features (ENH)

- Add remove_from_tree (#1432)
- Add AnnotationBuilder.rectangle (#1388)

51.49.2 Bug Fixes (BUG)

- JavaScript executed twice (#1439)
- ToUnicode stores /Identity-H instead of stream (#1433)
- Declare Pillow as optional dependency (#1392)

51.49.3 Developer Experience (DEV)

- Link 'Full Changelog' automatically
- Modify read_string_from_stream to a benchmark (#1415)
- Improve error reporting of read_object (#1412)
- Test Python 3.11 (#1404)
- Extend Flake8 ignore list (#1410)
- Use correct pytest markers (#1407)
- Move project configuration to pyproject.toml (#1382)

[Full Changelog](#)

51.50 Version 2.11.1, 2022-10-09

51.50.1 Bug Fixes (BUG)

- `td matrix` (#1373)
- Cope with `cmap` from #1322 (#1372)

51.50.2 Robustness (ROB)

- Cope with `str` returned from `get_data` in `cmap` (#1380)

[Full Changelog](#)

51.51 Version 2.11.0, 2022-09-25

51.51.1 New Features (ENH)

- Addition of optional visitor-functions in `extract_text()` (#1252)
- Add `metadata.creation_date` and `modification_date` (#1364)
- Add `PageObject.images` attribute (#1330)

51.51.2 Bug Fixes (BUG)

- Lookup index in `_xobj_to_image` can be `ByteStringObject` (#1366)
- `'IndexError: index out of range'` when using `extract_text` (#1361)
- Errors in `transfer_rotation_to_content()` (#1356)

51.51.3 Robustness (ROB)

- Ensure `update_page_form_field_values` does not fail if no fields (#1346)

[Full Changelog](#)

51.52 Version 2.10.9, 2022-09-18

51.52.1 New Features (ENH)

- Add `rotation` property and `transfer_rotate_to_content` (#1348)

51.52.2 Performance Improvements (PI)

- Avoid string concatenation with large embedded base64-encoded images (#1350)

51.52.3 Bug Fixes (BUG)

- Format floats using their intrinsic decimal precision (#1267)

51.52.4 Robustness (ROB)

- Fix merge_page for pages without resources (#1349)

[Full Changelog](#)

51.53 Version 2.10.8, 2022-09-14

51.53.1 New Features (ENH)

- Add PageObject.user_unit property (#1336)

51.53.2 Robustness (ROB)

- Improve NameObject reading/writing (#1345)

[Full Changelog](#)

51.54 Version 2.10.7, 2022-09-11

51.54.1 Bug Fixes (BUG)

- Fix Error in transformations (#1341)
- Decode #23 in NameObject (#1342)

51.54.2 Testing (TST)

- Use pytest.warns() for warnings, and .raises() for exceptions (#1325)

[Full Changelog](#)

51.55 Version 2.10.6, 2022-09-09

51.55.1 Robustness (ROB)

- Fix infinite loop due to Invalid object (#1331)
- Fix image extraction issue with superfluous whitespaces (#1327)

[Full Changelog](#)

51.56 Version 2.10.5, 2022-09-04

51.56.1 New Features (ENH)

- Process XRefStm (#1297)
- Auto-detect RTL for text extraction (#1309)

51.56.2 Bug Fixes (BUG)

- Avoid scaling cropbox twice (#1314)

51.56.3 Robustness (ROB)

- Fix offset correction in revised PDF (#1318)
- Crop data of /U and /O in encryption dictionary to 48 bytes (#1317)
- MultiLine bfrange in cmap (#1299)
- Cope with 2 digit codes in bfchar (#1310)
- Accept '/annn' charset as ASCII code (#1316)
- Log errors during Float / NumberObject initialization (#1315)
- Cope with corrupted entries in xref table (#1300)

51.56.4 Documentation (DOC)

- Migration guide (PyPDF2 1.x 2.x) (#1324)
- Creating a coverage report (#1319)
- Fix AnnotationBuilder.free_text example (#1311)
- Fix usage of page.scale by replacing it with page.scale_by (#1313)

51.56.5 Maintenance (MAINT)

- PdfReaderProtocol (#1303)
- Throw PdfReadError if Trailer can't be read (#1298)
- Remove catching OverflowException (#1302)

[Full Changelog](#)

51.57 Version 2.10.4, 2022-08-28

51.57.1 Robustness (ROB)

- Fix errors/warnings on no /Resources within extract_text (#1276)
- Add required line separators in ContentStream ArrayObjects (#1281)

51.57.2 Maintenance (MAINT)

- Use NameObject idempotency (#1290)

51.57.3 Testing (TST)

- Rectangle deletion (#1289)
- Add workflow tests (#1287)
- Remove files after tests ran (#1286)

51.57.4 Packaging (PKG)

- Add minimum version for typing_extensions requirement (#1277)

[Full Changelog](#)

51.58 Version 2.10.3, 2022-08-21

51.58.1 Robustness (ROB)

- Decrypt returns empty bytestring (#1258)

51.58.2 Developer Experience (DEV)

- Modify CI to better verify built package contents (#1244)

51.58.3 Maintenance (MAINT)

- Remove ‘mine’ as PdfMerger always creates the stream (#1261)
- Let PdfMerger._create_stream raise NotImplemented (#1251)
- password param of _security._alg32(...) is only a string, not bytes (#1259)
- Remove unreachable code in read_block_backwards (#1250) and sign function in _extract_text (#1262)

51.58.4 Testing (TST)

- Delete annotations (#1263)
- Close PdfMerger in tests (#1260)
- PdfReader.xmp_metadata workflow (#1257)
- Various PdfWriter (Layout, Bookmark deprecation) (#1249)

[Full Changelog](#)

51.59 Version 2.10.2, 2022-08-15

BUG: Add PyPDF2.generic to PyPI distribution

51.60 Version 2.10.1, 2022-08-15

51.60.1 Bug Fixes (BUG)

- TreeObject.remove_child had a non-PdfObject assignment for Count (#1233, #1234)
- Fix stream truncated prematurely (#1223)

51.60.2 Documentation (DOC)

- Fix docstring formatting (#1228)

51.60.3 Maintenance (MAINT)

- Split generic.py (#1229)

51.60.4 Testing (TST)

- Decrypt AlgV4 with owner password (#1239)
- AlgV5.generate_values (#1238)
- TreeObject.remove_child / empty_tree (#1235, #1236)
- create_string_object (#1232)
- Free-Text annotations (#1231)
- generic._base (#1230)
- Strict get fonts (#1226)
- Increase PdfReader coverage (#1219, #1225)
- Increase PdfWriter coverage (#1237)
- 100% coverage for utils.py (#1217)
- PdfWriter exception non-binary stream (#1218)
- Don't check coverage for deprecated code (#1216)

[Full Changelog](#)

51.61 Version 2.10.0, 2022-08-07

51.61.1 New Features (ENH)

- “with” support for PdfMerger and PdfWriter (#1193)
- Add AnnotationBuilder.text(...) to build text annotations (#1202)

51.61.2 Bug Fixes (BUG)

- Allow IndirectObjects as stream filters (#1211)

51.61.3 Documentation (DOC)

- Font scrambling
- Page vs Content scaling (#1208)
- Example for orientation parameter of extract_text (#1206)
- Fix AnnotationBuilder parameter formatting (#1204)

51.61.4 Developer Experience (DEV)

- Add flake8-print (#1203)

51.61.5 Maintenance (MAINT)

- Introduce WrongPasswordError / FileNotDecryptedError / EmptyFileError (#1201)

[Full Changelog](#)

51.62 Version 2.9.0, 2022-07-31

51.62.1 New Features (ENH)

- Add ability to add hex encoded colors to outline items (#1186)
- Add support for pathlib.Path in PdfMerger.merge (#1190)
- Add link annotation (#1189)
- Add capability to filter text extraction by orientation (#1175)

51.62.2 Bug Fixes (BUG)

- Named Dest in PDF1.1 (#1174)
- Incomplete Graphic State save/restore (#1172)

51.62.3 Documentation (DOC)

- Update changelog url in package metadata (#1180)
- Mention camelot for table extraction (#1179)
- Mention pyHanko for signing PDF documents (#1178)
- Weow have CMAP support since a while (#1177)

51.62.4 Maintenance (MAINT)

- Consistent usage of warnings / log messages (#1164)
- Consistent terminology for outline items (#1156)

[Full Changelog](#)

51.63 Version 2.8.1, 2022-07-25

51.63.1 Bug Fixes (BUG)

- `u_hash` in `AlgV4.compute_key` (#1170)

51.63.2 Robustness (ROB)

- Fix loading of file from #134 (#1167)
- Cope with empty `DecodeParams` (#1165)

51.63.3 Documentation (DOC)

- Typo in merger deprecation warning message (#1166)

51.63.4 Maintenance (MAINT)

- Package updates; solve mypy strict remarks (#1163)

51.63.5 Testing (TST)

- Add test from #325 (#1169)

[Full Changelog](#)

51.64 Version 2.8.0, 2022-07-24

51.64.1 New Features (ENH)

- Add `writer.add_annotation`, `page.annotations`, and `generic.AnnotationBuilder` (#1120)

51.64.2 Bug Fixes (BUG)

- Set `/AS` for `/Btn` form fields in writer (#1161)
- Ignore if `/Perms` verify failed (#1157)

51.64.3 Robustness (ROB)

- Cope with utf16 character for space calculation (#1155)
- Cope with null params for FitH / FitV destination (#1152)
- Handle outlines without valid destination (#1076)

51.64.4 Developer Experience (DEV)

- Introduce `_utils.logger_warning` (#1148)

51.64.5 Maintenance (MAINT)

- Break up `parse_to_unicode` (#1162)
- Add diagnostic output to exception in `read_from_stream` (#1159)
- Reduce `PdfReader.read` complexity (#1151)

51.64.6 Testing (TST)

- Add workflow tests found by arc testing (#1154)
- Decrypt file which is not encrypted (#1149)
- Test `CryptRC4` encryption class; test image extraction filters (#1147)

[Full Changelog](#)

51.65 Version 2.7.0, 2022-07-21

51.65.1 New Features (ENH)

- Add `outline_count` property (#1129)

51.65.2 Bug Fixes (BUG)

- Make `reader.get_fields` also return dropdowns with options (#1114)
- Add deprecated `EncodedStreamObject` functions back until `PyPDF2==3.0.0` (#1139)

51.65.3 Robustness (ROB)

- Cope with missing `/W` entry (#1136)
- Cope with invalid parent `xref` (#1133)

51.65.4 Documentation (DOC)

- Contributors file (#1132)
- Fix type in signature of PdfWriter.add_uri (#1131)

51.65.5 Developer Experience (DEV)

- Add .git-blame-ignore-revs (#1141)

51.65.6 Code Style (STY)

- Fixing typos (#1137)
- Reuse code via get_outlines_property in tests (#1130)

[Full Changelog](#)

51.66 Version 2.6.0, 2022-07-17

51.66.1 New Features (ENH)

- Add color and font_format to PdfReader.outlines[i] (#1104)
- Extract Text Enhancement (whitespaces) (#1084)

51.66.2 Bug Fixes (BUG)

- Use build_destination for named destination outlines (#1128)
- Avoid a crash when a ToUnicode CMap has an empty dstString in beginbfchar (#1118)
- Prevent deduplication of PageObject (#1105)
- None-check in DictionaryObject.read_from_stream (#1113)
- Avoid IndexError in _cmap.parse_to_unicode (#1110)

51.66.3 Documentation (DOC)

- Explanation for git submodule
- Watermark and stamp (#1095)

51.66.4 Maintenance (MAINT)

- Text extraction improvements (#1126)
- Destination.color returns ArrayObject instead of tuple as fallback (#1119)
- Use add_bookmark_destination in add_bookmark (#1100)
- Use add_bookmark_destination in add_bookmark_dict (#1099)

51.66.5 Testing (TST)

- Add test for arab text (#1127)
- Add xfail for decryption fail (#1125)
- Add xfail test for IndexError when extracting text (#1124)
- Add MCVE showing outline title issue (#1123)

51.66.6 Code Style (STY)

- Use IntFlag for permissions_flag / update_page_form_field_values (#1094)
- Simplify code (#1101)

[Full Changelog](#)

51.67 Version 2.5.0, 2022-07-10

51.67.1 New Features (ENH)

- Add support for indexed color spaces / BitsPerComponent for decoding PNGs (#1067)
- Add PageObject._get_fonts (#1083)

51.67.2 Performance Improvements (PI)

- Use iterative DFS in PdfWriter._sweep_indirect_references (#1072)

51.67.3 Bug Fixes (BUG)

- Let Page.scale also scale the crop-/trim-/bleed-/artbox (#1066)
- Column default for CCITTFaxDecode (#1079)

51.67.4 Robustness (ROB)

- Guard against None-value in `_get_outlines` (#1060)

51.67.5 Documentation (DOC)

- Stamps and watermarks (#1082)
- OCR vs PDF text extraction (#1081)
- Python Version support
- Formatting of CHANGELOG

51.67.6 Developer Experience (DEV)

- Cache downloaded files (#1070)
- Speed-up for CI (#1069)

51.67.7 Maintenance (MAINT)

- Set `page.rotate(angle: int)` (#1092)
- Issue #416 was fixed by #1015 (#1078)

51.67.8 Testing (TST)

- Image extraction (#1080)
- Image extraction (#1077)

51.67.9 Code Style (STY)

- Apply black
- Typo in Changelog

[Full Changelog](#)

51.68 Version 2.4.2, 2022-07-05

51.68.1 New Features (ENH)

- Add `PdfReader.xfa` attribute (#1026)

51.68.2 Bug Fixes (BUG)

- Wrong page inserted when PdfMerger.merge is done (#1063)
- Resolve IndirectObject when it refers to a free entry (#1054)

51.68.3 Developer Experience (DEV)

- Added {posargs} to tox.ini (#1055)

51.68.4 Maintenance (MAINT)

- Remove PyPDF2._utils.bytes_type (#1053)

51.68.5 Testing (TST)

- Scale page (indirect rect object) (#1057)
- Simplify pathlib PdfReader test (#1056)
- IndexError of VirtualList (#1052)
- Invalid XML in xmp information (#1051)
- No pycryptodome (#1050)
- Increase test coverage (#1045)

51.68.6 Code Style (STY)

- DOC of compress_content_streams (#1061)
- Minimize diff for #879 (#1049)

[Full Changelog](#)

51.69 Version 2.4.1, 2022-06-30

51.69.1 New Features (ENH)

- Add writer.pdf_header property (getter and setter) (#1038)

51.69.2 Performance Improvements (PI)

- Remove b_call in FloatObject.write_to_stream (#1044)
- Check duplicate objects in writer._sweep_indirect_references (#207)

51.69.3 Documentation (DOC)

- How to suppress exceptions/warnings/log messages (#1037)
- Remove hyphen from lossless (#1041)
- Compression of content streams (#1040)
- Fix inconsistent variable names in add-watermark.md (#1039)
- File size reduction
- Add CHANGELOG to the rendered docs (#1023)

51.69.4 Maintenance (MAINT)

- Handle XML error when reading XmpInformation (#1030)
- Deduplicate Code / add mutmut config (#1022)

51.69.5 Code Style (STY)

- Use unnecessary one-line function / class attribute (#1043)
- Docstring formatting (#1033)

[Full Changelog](#)

51.70 Version 2.4.0, 2022-06-26

51.70.1 New Features (ENH):

- Support R6 decrypting (#1015)
- Add PdfReader.pdf_header (#1013)

51.70.2 Performance Improvements (PI):

- Remove ord_ calls (#1014)

51.70.3 Bug Fixes (BUG):

- Fix missing page for bookmark (#1016)

51.70.4 Robustness (ROB):

- Deal with invalid Destinations (#1028)

51.70.5 Documentation (DOC):

- `get_form_text_fields` does not extract dropdown data (#1029)
- Adjust `PdfWriter.add_uri` docstring
- Mention `crypto_extra_requires` for installation (#1017)

51.70.6 Developer Experience (DEV):

- Use `/n` line endings everywhere (#1027)
- Adjust string formatting to be able to use `mutmut` (#1020)
- Update Bug report template

[Full Changelog](#)

51.71 Version 2.3.1, 2022-06-19

BUG: Forgot to add the internal `_codecs` subpackage.

[Full Changelog](#)

51.72 Version 2.3.0, 2022-06-19

The highlight of this release is improved support for file encryption (AES-128 and AES-256, R5 only). See #749 for the amazing work of @exiledkingcc Thank you

51.72.1 Deprecations (DEP)

- Rename names to be PEP8-compliant (#967)
- `PdfWriter.get_page`: the `pageNumber` parameter is renamed to `page_number`
- `PyPDF2.filters`:
 - For all classes, a parameter rename: `decodeParms` `decode_parms`
 - `decodeStreamData` `decode_stream_data`
- `PyPDF2.xmp`:
 - `XmpInformation.rdfRoot` `XmpInformation.rdf_root`
 - `XmpInformation.xmp_createDate` `XmpInformation.xmp_create_date`
 - `XmpInformation.xmp_creatorTool` `XmpInformation.xmp_creator_tool`
 - `XmpInformation.xmp_metadataDate` `XmpInformation.xmp_metadata_date`
 - `XmpInformation.xmp_modifyDate` `XmpInformation.xmp_modify_date`

- XmpInformation.xmpMetadata XmpInformation.xmp_metadata
- XmpInformation.xmpmm_documentId XmpInformation.xmpmm_document_id
- XmpInformation.xmpmm_instanceId XmpInformation.xmpmm_instance_id
- PyPDF2.generic:
 - readHexStringFromStream read_hex_string_from_stream
 - initializeFromDictionary initialize_from_dictionary
 - createStringObject create_string_object
 - TreeObject.hasChildren TreeObject.has_children
 - TreeObject.emptyTree TreeObject.empty_tree

51.72.2 New Features (ENH)

- Add decrypt support for V5 and AES-128, AES-256 (R5 only) (#749)

51.72.3 Robustness (ROB)

- Fix corrupted (wrongly) linear PDF (#1008)

51.72.4 Maintenance (MAINT)

- Move PDF_Samples folder into resources
- Fix typos (#1007)

51.72.5 Testing (TST)

- Improve encryption/decryption test (#1009)
- Add merger test cases with real PDFs (#1006)
- Add mutmut config

51.72.6 Code Style (STY)

- Put pure data mappings in separate files (#1005)
- Make encryption module private, apply pre-commit (#1010)

[Full Changelog](#)

51.73 Version 2.2.1, 2022-06-17

51.73.1 Performance Improvements (PI)

- Remove b_ calls (#992, #986)
- Apply improvements to _utils suggested by perflint (#993)

51.73.2 Robustness (ROB)

- utf-16-be codec can't decode (...) (#995)

51.73.3 Documentation (DOC)

- Remove reference to Scripts (#987)

51.73.4 Developer Experience (DEV)

- Fix type annotations for add_bookmarks (#1000)

51.73.5 Testing (TST)

- Add test for PdfMerger (#1001)
- Add tests for XMP information (#996)
- reader.get_fields / zlib issue / LZW decode issue (#1004)
- reader.get_fields with report generation (#1002)
- Improve test coverage by extracting texts (#998)

51.73.6 Code Style (STY)

- Apply fixes suggested by pylint (#999)

[Full Changelog](#)

51.74 Version 2.2.0, 2022-06-13

The 2.2.0 release improves text extraction again via (#969):

- Improvements around /Encoding / /ToUnicode
- Extraction of CMaps improved
- Fallback for font def missing
- Support for /Identity-H and /Identity-V: utf-16-be
- Support for /GB-EUC-H / /GB-EUC-V / GBp/c-EUC-H / /GBpc-EUC-V (beta release for evaluation)
- Arabic (for evaluation)

- Whitespace extraction improvements

Those changes should mainly improve the text extraction for non-ASCII alphabets, e.g. Russian / Chinese / Japanese / Korean / Arabic.

[Full Changelog](#)

51.75 Version 2.1.1, 2022-06-12

51.75.1 New Features (ENH)

- Add support for pathlib as input for PdfReader (#979)

51.75.2 Performance Improvements (PI)

- Optimize read_next_end_line (#646)

51.75.3 Bug Fixes (BUG)

- Adobe Acrobat ‘Would you like to save this file?’ (#970)

51.75.4 Documentation (DOC)

- Notes on annotations (#982)
- Who uses PyPDF2
- intendet \xe2\x9e\x94 in robustness page (#958)

51.75.5 Maintenance (MAINT)

- pre-commit / requirements.txt updates (#977)
- Mark read_next_end_line as deprecated (#965)
- Export PageObject in PyPDF2 root (#960)

51.75.6 Testing (TST)

- Add MCVE of issue #416 (#980)
- FlateDecode.decode decodeParms (#964)
- Xmp module (#962)
- utils.paeth_predictor (#959)

51.75.7 Code Style (STY)

- Use more tuples and list/dict comprehensions (#976)

[Full Changelog](#)

51.76 Version 2.1.0, 2022-06-06

The highlight of the 2.1.0 release is the most massive improvement to the text extraction capabilities of PyPDF2 since 2016. A very big thank you goes to [pubpub-zz](#) who took a lot of time and knowledge about the PDF format to finally get those improvements into PyPDF2. Thank you

In case the new function causes any issues, you can use `_extract_text_old` for the old functionality. Please also open a bug ticket in that case.

There were several people who have attempted to bring similar improvements to PyPDF2. All of those were valuable. The main reason why they didn't get merged is the big amount of open PRs / issues. [pubpub-zz](#) was the most comprehensive PR which also incorporated the latest changes of PyPDF2 2.0.0.

Thank you to [VictorCarlquist](#) for #858 and [asabramo](#) for #464

51.76.1 New Features (ENH)

- Massive text extraction improvement (#924). Closed many open issues:
 - Exceptions / missing spaces in `extract_text()` method (#17)
 - * Whitespace issues in `extract_text()` (#42)
 - * pypdf2 reads the hifenated words in a new line (#246)
 - PyPDF2 failing to read unicode character (#37)
 - * Unable to read bullets (#230)
 - `ExtractText` yields nothing for apparently good PDF (#168)
 - Encoding issue in `extract_text()` (#235)
 - `extractText()` doesn't work on Chinese PDF (#252)
 - encoding error (#260)
 - Trouble with apostophes in names in text "O'Doul" (#384)
 - `extract_text` works for some PDF files, but not the others (#437)
 - Euro sign not being recognized by `extractText` (#443)
 - Failed extracting text from French texts (#524)
 - `extract_text` doesn't extract ligatures correctly (#598)
 - reading spanish text - mark convert issue (#635)
 - Read PDF changed from text to random symbols (#654)
 - `.extractText()` reads / as l. (#789)
- Update glyphlist (#947) - inspired by #464
- Allow adding `PageRange` objects (#948)

51.76.2 Bug Fixes (BUG)

- Delete .python-version file (#944)
- Compare StreamObject.decoded_self with None (#931)

51.76.3 Robustness (ROB)

- Fix some conversion errors on non conform PDF (#932)

51.76.4 Documentation (DOC)

- Elaborate on PDF text extraction difficulties (#939)
- Add logo (#942)
- rotate vs Transformation().rotate (#937)
- Example how to use PyPDF2 with AWS S3 (#938)
- How to deprecate (#930)
- Fix typos on robustness page (#935)
- Remove scripts (pdfcat) from docs (#934)

51.76.5 Developer Experience (DEV)

- Ignore .python-version file
- Mark deprecated code with no-cover (#943)
- Automatically create Github releases from tags (#870)

51.76.6 Testing (TST)

- Text extraction for non-latin alphabets (#954)
- Ignore PdfReadWarning in benchmark (#949)
- writer.remove_text (#946)
- Add test for Tree and _security (#945)

51.76.7 Code Style (STY)

- black, isort, Flake8, splitting buildCharMap (#950)

[Full Changelog](#)

51.77 Version 2.0.0, 2022-06-01

The 2.0.0 release of PyPDF2 includes three core changes:

1. Dropping support for Python 3.5 and older.
2. Introducing type annotations.
3. Interface changes, mostly to have PEP8-compliant names

We introduced a [deprecation process](#) that hopefully helps users to avoid unexpected breaking changes.

51.77.1 Breaking Changes (DEP)

- PyPDF2 2.0 requires Python 3.6+. Python 2.7 and 3.5 support were dropped.
- PdfFileReader: The “warndest” parameter was removed
- PdfFileReader and PdfFileMerger no longer have the `overwriteWarnings` parameter. The new behavior is `overwriteWarnings=False`.
- merger: `OutlinesObject` was removed without replacement.
- `merger.py` `_merger.py`: You must import `PdfFileMerger` from `PyPDF2` directly.
- `utils`:
 - `ConvertFunctionsToVirtualList` was removed
 - `formatWarning` was removed
 - `isInt(obj)`: Use `instance(obj, int)` instead
 - `u_(s)`: Use `s` directly
 - `chr_(c)`: Use `chr(c)` instead
 - `barray(b)`: Use `bytearray(b)` instead
 - `isBytes(b)`: Use `instance(b, type(bytes()))` instead
 - `xrange_fn`: Use `range` instead
 - `string_type`: Use `str` instead
 - `isString(s)`: Use `instance(s, str)` instead
 - `_basestring`: Use `str` instead
 - All Exceptions are now in `PyPDF2.errors`:
 - * `PageSizeNotDefinedError`
 - * `PdfReadError`
 - * `PdfReadWarning`
 - * `PyPdfError`
- `PyPDF2.pdf` (the `pdf` module) no longer exists. The contents were moved with the library. You should most likely import directly from `PyPDF2` instead. The `RectangleObject` is in `PyPDF2.generic`.
- The `Resources`, `Scripts`, and `Tests` will no longer be part of the distribution files on PyPI. This should have little to no impact on most people. The `Tests` are renamed to `tests`, the `Resources` are renamed to `resources`. Both are still in the git repository. The `Scripts` are now in [cpdf](#). `Sample_Code` was moved to the docs.

For a full list of deprecated functions, please see the changelog of version 1.28.0.

51.77.2 New Features (ENH)

- Improve space setting for text extraction (#922)
- Allow setting the decryption password in PdfReader. `__init__` (#920)
- Add Page.add_transformation (#883)

51.77.3 Bug Fixes (BUG)

- Fix error adding transformation to page without /Contents (#908)

51.77.4 Robustness (ROB)

- Cope with invalid length in streams (#861)

51.77.5 Documentation (DOC)

- Fix style of 1.25 and 1.27 patch notes (#927)
- Transformation (#907)

51.77.6 Developer Experience (DEV)

- Create flake8 config file (#916)
- Use relative imports (#875)

51.77.7 Maintenance (MAINT)

- Use Python 3.6 language features (#849)
- Add wrapper function for PendingDeprecationWarnings (#928)
- Use new PEP8 compliant names (#884)
- Explicitly represent transformation matrix (#878)
- Inline PAGE_RANGE_HELP string (#874)
- Remove unnecessary generics imports (#873)
- Remove star imports (#865)
- merger.py _merger.py (#864)
- Type annotations for all functions/methods (#854)
- Add initial type support with mypy (#853)

51.77.8 Testing (TST)

- Regression test for xmp_metadata converter (#923)
- Checkout submodule sample-files for benchmark
- Add text extracting performance benchmark
- Use new PyPDF2 API in benchmark (#902)
- Make test suite fail for uncaught warnings (#892)
- Remove -OO testrun from CI (#901)
- Improve tests for convert_to_int (#899)

[Full Changelog](#)

51.78 PyPDF2 1.X

See *CHANGELOG PyPDF2 1.X*

CHANGELOG OF PYPDF2 1.X

52.1 Version 1.28.4, 2022-05-29

Bug Fixes (BUG):

- `XmpInformation._converter_date` was unusable (#921)

[Full Changelog](#)

52.2 Version 1.28.3, 2022-05-28

52.2.1 Deprecations (DEP)

- PEP8 renaming (#905)

52.2.2 Bug Fixes (BUG)

- `XmpInformation` missing method `_getText` (#917)
- Fix `PendingDeprecationWarning` on `_merge_page` (#904)

[Full Changelog](#)

52.3 Version 1.28.2, 2022-05-23

52.3.1 Bug Fixes (BUG)

- `PendingDeprecationWarning` for `getContents` (#893)
- `PendingDeprecationWarning` on using `PdfMerger` (#891)

[Full Changelog](#)

52.4 Version 1.28.1, 2022-05-22

52.4.1 Bug Fixes (BUG)

- Incorrectly show deprecation warnings on internal usage (#887)

52.4.2 Maintenance (MAINT)

- Add stacklevel=2 to deprecation warnings (#889)
- Remove duplicate warnings imports (#888)

[Full Changelog](#)

52.5 Version 1.28.0, 2022-05-22

This release adds a lot of deprecation warnings in preparation of the PyPDF2 2.0.0 release. The changes are mostly using `snake_case` function-, method-, and variable-names as well as using properties instead of getter-methods.

Maintenance (MAINT):

- Remove IronPython Fallback for zlib (#868)

[Full Changelog](#)

52.5.1 Deprecations (DEP)

- Make the `PyPDF2.utils` module private
- Rename of core classes:
 - `PdfFileReader PdfReader`
 - `PdfFileWriter PdfWriter`
 - `PdfFileMerger PdfMerger`
- Use PEP8 conventions for function names and parameters
- If a property and a getter-method are both present, use the property

Details

In many places:

- `getObject get_object`
- `writeToStream write_to_stream`
- `readFromStream read_from_stream`

`PyPDF2.generic`

- `readObject read_object`
- `convertToInt convert_to_int`

- `DocumentInformation.getText` `DocumentInformation._get_text` : This method should typically not be used; please let me know if you need it.

PdfReader class:

- `reader.getPage(pageNumber)` `reader.pages[page_number]`
- `reader.getNumPages()` `reader.numPages` `len(reader.pages)`
- `getDocumentInfo` `metadata`
- `flattenedPages` attribute `flattened_pages`
- `resolvedObjects` attribute `resolved_objects`
- `xrefIndex` attribute `xref_index`
- `getNamedDestinations` / `namedDestinations` attribute `named_destinations`
- `getPageLayout` / `pageLayout` `page_layout` attribute
- `getPageMode` / `pageMode` `page_mode` attribute
- `getIsEncrypted` / `isEncrypted` `is_encrypted` attribute
- `getOutlines` `get_outlines`
- `readObjectHeader` `read_object_header`
- `cacheGetIndirectObject` `cache_get_indirect_object`
- `cacheIndirectObject` `cache_indirect_object`
- `getDestinationPageNumber` `get_destination_page_number`
- `readNextEndLine` `read_next_end_line`
- `_zeroXref` `_zero_xref`
- `_authenticateUserPassword` `_authenticate_user_password`
- `_pageId2Num` attribute `_page_id2num`
- `_buildDestination` `_build_destination`
- `_buildOutline` `_build_outline`
- `_getPageNumberByIndirect(indirectRef)` `_get_page_number_by_indirect(indirect_ref)`
- `_getObjectFromStream` `_get_object_from_stream`
- `_decryptObject` `_decrypt_object`
- `_flatten(..., indirectRef)` `_flatten(..., indirect_ref)`
- `_buildField` `_build_field`
- `_checkKids` `_check_kids`
- `_writeField` `_write_field`
- `_write_field(..., fieldAttributes)` `_write_field(..., field_attributes)`
- `_read_xref_subsections(..., getEntry, ...)` `_read_xref_subsections(..., get_entry, ...)`

PdfWriter class:

- `writer.getPage(pageNumber)` `writer.pages[page_number]`
- `writer.getNumPages()` `len(writer.pages)`

- addMetadata add_metadata
- addPage add_page
- addBlankPage add_blank_page
- addAttachment(fname, fdata) add_attachment(filename, data)
- insertPage insert_page
- insertBlankPage insert_blank_page
- appendPagesFromReader append_pages_from_reader
- updatePageFormFieldValues update_page_form_field_values
- cloneReaderDocumentRoot clone_reader_document_root
- cloneDocumentFromReader clone_document_from_reader
- getReference get_reference
- getOutlineRoot get_outline_root
- getNamedDestRoot get_named_dest_root
- addBookmarkDestination add_bookmark_destination
- addBookmarkDict add_bookmark_dict
- addBookmark add_bookmark
- addNamedDestinationObject add_named_destination_object
- addNamedDestination add_named_destination
- removeLinks remove_links
- removeImages(ignoreByteStringObject) remove_images(ignore_byte_string_object)
- removeText(ignoreByteStringObject) remove_text(ignore_byte_string_object)
- addURI add_uri
- addLink add_link
- getPage(pageNumber) get_page(page_number)
- getPageLayout / setPageLayout / pageLayout page_layout attribute
- getPageMode / setPageMode / pageMode page_mode attribute
- _addObject _add_object
- _addPage _add_page
- _sweepIndirectReferences _sweep_indirect_references

PdfMerger class

- __init__ parameter: strict=True strict=False (the PdfFileMerger still has the old default)
- addMetadata add_metadata
- addNamedDestination add_named_destination
- setPageLayout set_page_layout
- setPageMode set_page_mode

Page class:

- artBox / bleedBox/ cropBox/ mediaBox / trimBox artbox / bleedbox/ cropbox/ mediabox / trimbox
 - getWidth, getHeight width / height
 - getLowerLeft_x / getUpperLeft_x left
 - getUpperRight_x / getLowerRight_x right
 - getLowerLeft_y / getLowerRight_y bottom
 - getUpperRight_y / getUpperLeft_y top
 - getLowerLeft / setLowerLeft lower_left property
 - upperRight upper_right
- mergePage merge_page
- rotateClockwise / rotateCounterClockwise rotate_clockwise
- _mergeResources _merge_resources
- _contentStreamRename _content_stream_rename
- _pushPopGS _push_pop_gs
- _addTransformationMatrix _add_transformation_matrix
- _mergePage _merge_page

XmpInformation class:

- getElement(..., aboutUri, ...) get_element(..., about_uri, ...)
- getNodesInNamespace(..., aboutUri, ...) get_nodes_in_namespace(..., aboutUri, ...)
- _getText _get_text

utils.py:

- matrixMultiply matrix_multiply
- RC4_encrypt is moved to the security module

52.6 Version 1.27.12, 2022-05-02

52.6.1 Bug Fixes (BUG)

- _rebuild_xref_table expects trailer to be a dict (#857)

52.6.2 Documentation (DOC)

- Security Policy

[Full Changelog](#)

52.7 Version 1.27.11, 2022-05-02

52.7.1 Bug Fixes (BUG)

- Incorrectly issued xref warning/exception (#855)

[Full Changelog](#)

52.8 Version 1.27.10, 2022-05-01

52.8.1 Robustness (ROB)

- Handle missing destinations in reader (#840)
- warn-only in readStringFromStream (#837)
- Fix corruption in startxref or xref table (#788 and #830)

52.8.2 Documentation (DOC)

- Project Governance (#799)
- History of PyPDF2
- PDF feature/version support (#816)
- More details on text parsing issues (#815)

52.8.3 Developer Experience (DEV)

- Add benchmark command to Makefile
- Ignore IronPython parts for code coverage (#826)

52.8.4 Maintenance (MAINT)

- Split pdf module (#836)
- Separated CCITTFax param parsing/decoding (#841)
- Update requirements files

52.8.5 Testing (TST)

- Use external repository for larger/more PDFs for testing (#820)
- Swap incorrect test names (#838)
- Add test for PdfFileReader and page properties (#835)
- Add tests for PyPDF2.generic (#831)
- Add tests for utils, form fields, PageRange (#827)
- Add test for ASCII85Decode (#825)

- Add test for FlateDecode (#823)
- Add test for filters.ASCIIHexDecode (#822)

52.8.6 Code Style (STY)

- Apply pre-commit (black, isort) + use snake_case variables (#832)
- Remove debug code (#828)
- Documentation, Variable names (#839)

[Full Changelog](#)

52.9 Version 1.27.9, 2022-04-24

A change I would like to highlight is the performance improvement for large PDF files (#808)

52.9.1 New Features (ENH)

- Add papersizes (#800)
- Allow setting permission flags when encrypting (#803)
- Allow setting form field flags (#802)

52.9.2 Bug Fixes (BUG)

- TypeError in xmp._converter_date (#813)
- Improve spacing for text extraction (#806)
- Fix PDFDocEncoding Character Set (#809)

52.9.3 Robustness (ROB)

- Use null ID when encrypted but no ID given (#812)
- Handle recursion error (#804)

52.9.4 Documentation (DOC)

- CMaps (#811)
- The PDF Format + commit prefixes (#810)
- Add compression example (#792)

52.9.5 Developer Experience (DEV)

- Add Benchmark for Performance Testing (#781)

52.9.6 Maintenance (MAINT)

- Validate PDF magic byte in strict mode (#814)
- Make PdfFileMerger.addBookmark() behave like PdfFileWriters' (#339)
- Quadratic runtime while parsing reduced to linear (#808)

52.9.7 Testing (TST)

- Newlines in text extraction (#807)

[Full Changelog](#)

52.10 Version 1.27.8, 2022-04-21

52.10.1 Bug Fixes (BUG)

- Use 1MB as offset for readNextEndLine (#321)
- 'PdfFileWriter' object has no attribute 'stream' (#787)

52.10.2 Robustness (ROB)

- Invalid float object; use 0 as fallback (#782)

52.10.3 Documentation (DOC)

- Robustness (#785)

[Full Changelog](#)

52.11 Version 1.27.7, 2022-04-19

52.11.1 Bug Fixes (BUG)

- Import exceptions from PyPDF2.errors in PyPDF2.utils (#780)

52.11.2 Code Style (STY)

- Naming in ‘make_changelog.py’

52.12 Version 1.27.6, 2022-04-18

52.12.1 Deprecations (DEP)

- Remove support for Python 2.6 and older (#776)

52.12.2 New Features (ENH)

- Extract document permissions (#320)

52.12.3 Bug Fixes (BUG)

- Clip by trimBox when merging pages, which would otherwise be ignored (#240)
- Add overwriteWarnings parameter PdfFileMerger (#243)
- IndexError for getPage() of decrypted file (#359)
- Handle cases where decodeParms is an ArrayObject (#405)
- Updated PDF fields don’t show up when page is written (#412)
- Set Linked Form Value (#414)
- Fix zlib -5 error for corrupt files (#603)
- Fix reading more than last1K for EOF (#642)
- Accidental import

52.12.4 Robustness (ROB)

- Allow extra whitespace before “obj” in readObjectHeader (#567)

52.12.5 Documentation (DOC)

- Link to pdftoc in Sample_Code (#628)
- Working with annotations (#764)
- Structure history

52.12.6 Developer Experience (DEV)

- Add issue templates (#765)
- Add tool to generate changelog

52.12.7 Maintenance (MAINT)

- Use grouped constants instead of string literals (#745)
- Add error module (#768)
- Use decorators for @staticmethod (#775)
- Split long functions (#777)

52.12.8 Testing (TST)

- Run tests in CI once with -OO Flags (#770)
- Filling out forms (#771)
- Add tests for Writer (#772)
- Error cases (#773)
- Check Error messages (#769)
- Regression test for issue #88
- Regression test for issue #327

52.12.9 Code Style (STY)

- Make variable naming more consistent in tests

Full changelog

52.13 Version 1.27.5, 2022-04-15

52.13.1 Security (SEC)

- ContentStream_readInlineImage had potential infinite loop (#740)

52.13.2 Bug fixes (BUG)

- Fix merging encrypted files (#757)
- CCITTFaxDecode decodeParms can be an ArrayObject (#756)

52.13.3 Robustness improvements (ROBUST)

- title sometimes None (#744)

52.13.4 Documentation (DOC)

- Adjust short description of the package

52.13.5 Tests and Test setup (TST)

- Rewrite JS tests from unittest to pytest (#746)
- Increase Test coverage, mainly with filters (#756)
- Add test for inline images (#758)

52.13.6 Developer Experience Improvements (DEV)

- Remove unused Travis-CI configuration (#747)
- Show code coverage (#754, #755)
- Add mutmut (#760)

52.13.7 Miscellaneous

- STY: Closing file handles, explicit exports, ... (#743)

[Full Changelog](#)

52.14 Version 1.27.4, 2022-04-12

52.14.1 Bug fixes (BUG)

- Guard formatting of `__init__.__doc__` string (#738)

52.14.2 Packaging (PKG)

- Add more precise license field to setup (#733)

52.14.3 Testing (TST)

- Add test for issue #297

52.14.4 Miscellaneous

- DOC: Miscallenious Miscellaneous (Typo)
- TST: Fix CI triggering (master main) (#739)
- STY: Fix various style issues (#742)

[Full Changelog](#)

52.15 Version 1.27.3, 2022-04-10

- PKG: Make Tests not a subpackage (#728)
- BUG: Fix ASCII85Decode.decode assertion (#729)
- BUG: Error in Chinese character encoding (#463)
- BUG: Code duplication in Scripts/2-up.py
- ROBUST: Guard 'obj.writeToStream' with 'if obj is not None'
- ROBUST: Ignore a /Prev entry with the value 0 in the trailer
- MAINT: Remove Sample_Code (#726)
- TST: Close file handle in test_writer (#722)
- TST: Fix test_get_images (#730)
- DEV: Make tox use pytest and add more Python versions (#721)
- DOC: Many (#720, #723-725, #469)

[Full Changelog](#)

52.16 Version 1.27.2, 2022-04-09

- Add Scripts (including pdfcats), Resources, Tests, and Sample_Code back to PyPDF2. It was removed by accident in 1.27.0, but might get removed with 2.0.0 See [discussions/718](#).

[Full Changelog](#)

52.17 Version 1.27.1, 2022-04-08

- Fixed project links on PyPI page after migration from mstamy2 to MartinThoma to the py-pdf organization on GitHub
- Documentation is now at pypdf2.readthedocs.io

[Full Changelog](#)

52.18 Version 1.27.0, 2022-04-07

Features:

- Add alpha channel support for png files in Script (#614)

52.18.1 Bug fixes (BUG)

- Fix formatWarning for filename without slash (#612)
- Add whitespace between words for extractText() (#569, #334)
- “invalid escape sequence” SyntaxError (#522)
- Avoid error when printing warning in pythonw (#486)
- Stream operations can be List or Dict (#665)

52.18.2 Documentation (DOC)

- Added Scripts/pdf-image-extractor.py
- Documentation improvements (#550, #538, #324, #426, #394)

52.18.3 Tests and Test setup (TST)

- Add Github Action which automatically run unit tests via pytest and static code analysis with Flake8 (#660)
- Add several unit tests (#661, #663)
- Add .coveragerc to create coverage reports

52.18.4 Developer Experience Improvements (DEV)

- Pre commit: Developers can now `pre-commit install` to avoid tiny issues like trailing whitespaces

52.18.5 Miscellaneous

- Add the LICENSE file to the distributed packages (#288)
- Use setuptools instead of distutils (#599)
- Improvements for the PyPI page (#644)
- Python 3 changes (#504, #366)

[Full Changelog](#)

52.19 Version 1.26.0, 2016-05-18

- NOTE: Active maintenance on PyPDF2 is resuming after a hiatus
- Fixed a bug where image resources were incorrectly overwritten when merging pages
- Added dictionary for JavaScript actions to the root (louib)
- Added unit tests for the JS functionality (louib)
- Add more Python 3 compatibility when reading inline images (im2703 and (VyacheslavHashov)
- Return NullObject instead of raising error when failing to resolve object (ctate)
- Don't output warning for non-zeroed xref table when strict=False (BenRussert)
- Remove extraneous zeroes from output formatting (speedplane)
- Fix bug where reading an inline image would cut off prematurely in certain cases (speedplane)

52.20 Version 1.25.1, 2015-07-20

- Fix bug when parsing inline images. Occurred when merging certain pages with inline images
- Fixed type error when creating outlines by utilizing the isString() test

52.21 Version 1.25, 2015-07-07

BUGFIXES:

- Added Python 3 algorithm for ASCII85Decode. Fixes issue when reading reportlab-generated files with Py 3 (jerickbixly)
- Recognize more escape sequence which would otherwise throw an exception (manuelzs, robertsoakes)
- Fixed overflow error in generic.py. Occurred when reading a too-large int in Python 2 (by Raja Jamwal)
- Allow access to files which were encrypted with an empty password. Previously threw a "File has not been decrypted" exception (Elena Williams)
- Do not attempt to decode an empty data stream. Previously would cause an error in decode algorithms (vladir)
- Fixed some type issues specific to Py 2 or Py 3
- Fix issue when stream data begins with whitespace (soloma83)
- Recognize abbreviated filter names (AlmightyOatmeal and Matthew Weiss)

- Copy decryption key from PdfFileReader to PdfFileMerger. Allows usage of PdfFileMerger with encrypted files (twolfson)
- Fixed bug which occurred when a NameObject is present at end of a file stream. Threw a “Stream has ended unexpectedly” exception (speedplane)

FEATURES:

- Initial work on a test suite; to be expanded in future. Tests and Resources directory added, README updated (robertsoakes)
- Added document cloning methods to PdfFileWriter: appendPagesFromReader, cloneReaderDocumentRoot, and cloneDocumentFromReader. See official documentation (robertsoakes)
- Added method for writing to form fields: updatePageFormFieldValues. This will be enhanced in the future. See official documentation (robertsoakes)
- New addAttachment method. See documentation. Support for adding and extracting embedded files to be enhanced in the future (moshekaplan)
- Added methods to get page number of given PageObject or Destination: getPageNumber and getDestinationPageNumber. See documentation (mozbugbox)

OTHER ENHANCEMENTS:

- Enhanced type handling (Brent Amrhein)
- Enhanced exception handling in NameObject (sbywater)
- Enhanced extractText method output (peircej)
- Better exception handling
- Enhanced regex usage in NameObject class (speedplane)

52.22 Version 1.24, 2014-12-31

- Bugfixes for reading files in Python 3 (by Anthony Tuininga and pqqp)
- Appropriate errors are now raised instead of infinite loops (by naure and Cyrus Vafadari)
- Bugfix for parsing number tokens with leading spaces (by Maxim Kamenkov)
- Don't crash on bad /Outlines reference (by eshellman)
- Conform tabs/spaces and blank lines to PEP 8 standards
- Utilize the readUntilRegex method when reading Number Objects (by Brendan Jurd)
- More bugfixes for Python 3 and clearer exception handling
- Fixed encoding issue in merger (with eshellman)
- Created separate folder for scripts

52.23 Version 1.23, 2014-08-11

- Documentation now available at pythonhosted.org
- Bugfix in `pagerange.py` for when `__init__.__doc__` has no value (by Vladir Cruz)
- Fix typos in `OutlinesObject().add()` (by shilluc)
- Re-added a missing return statement in a `utils.py` method
- Corrected viewing mode names (by Jason Scheirer)
- New `PdfFileWriter` method: `addJS()` (by vfigueiro)
- New bookmark features: color, boldness, italics, and page fit (by Joshua Arnott)
- New `PdfFileReader` method: `getFields()`. Used to extract field information from PDFs with interactive forms. See documentation for details
- Converted README file to markdown format (by Stephen Bussard)
- Several improvements to overall performance and efficiency (by mozbugbox)
- Fixed a bug where geospatial information was not scaling along with its page
- Fixed a type issue and a Python 3 issue in the decryption algorithms (with Francisco Vieira and koba-ninkigumi)
- Fixed a bug causing an infinite loop in the ASCII 85 decoding algorithm (by madmaardigan)
- Annotations (links, comment windows, etc.) are now preserved when pages are merged together
- Used the `Destination` class in `addLink()` and `addBookmark()` so that the page fit option could be properly customized

52.24 Version 1.22, 2014-05-29

- Added `.DS_Store` to `.gitignore` (for Mac users) (by Steve Witham)
- Removed `__init__()` implementation in `NameObject` (by Steve Witham)
- Fixed bug (inf. loop) when merging pages in Python 3 (by commx)
- Corrected error when calculating height in `scaleTo()`
- Removed unnecessary code from `DictionaryObject` (by Georges Dubus)
- Fixed bug where an exception was thrown upon reading a NULL string (by speedplane)
- Allow string literals (non-unicode strings in Python 2) to be passed to `PdfFileReader`
- Allow `ConvertFunctionsToVirtualList` to be indexed with slices and longs (in Python 2) (by Matt Gilson)
- Major improvements and bugfixes to `addLink()` method (see documentation in source code) (by Henry Keiter)
- General code clean-up and improvements (with Steve Witham and Henry Keiter)
- Fixed bug that caused crash when comments are present at end of dictionary

52.25 Version 1.21, 2014-04-21

- Fix for when /Type isn't present in the Pages dictionary (by Rob1080)
- More tolerance for extra whitespace in Indirect Objects
- Improved Exception handling
- Fixed error in getHeight() method (by Simon Kaempflein)
- implement use of utils.string_type to resolve Py2-3 compatibility issues
- Prevent exception for multiple definitions in a dictionary (with carlosfunk) (only when strict = False)
- Fixed errors when parsing a slice using pdfcat on command line (by Steve Witham)
- Tolerance for EOF markers within 1024 bytes of the actual end of the file (with David Wolever)
- Added overwriteWarnings parameter to PdfFileReader constructor, if False PyPDF2 will NOT overwrite methods from Python's warnings.py module with a custom implementation.
- Fix NumberObject and NameObject constructors for compatibility with PyPy (Rüdiger Jungbeck, Xavier Dupré, shezadkhan137, Steven Witham)
- Utilize utils.Str in pdf.py and pagerange.py to resolve type issues (by egbutler)
- Improvements in implementing StringIO for Python 2 and BytesIO for Python 3 (by Xavier Dupré)
- Added /x00 to Whitespaces, defined utils.WHITESPACES to clarify code (by Maxim Kamenkov)
- Bugfix for merging 3 or more resources with the same name (by lucky-user)
- Improvements to Xref parsing algorithm (by speedplane)

52.26 Version 1.20, 2014-01-27

- Official Python 3+ support (with contributions from TWAC and cgamman) Support for Python versions 2.6 and 2.7 will be maintained
- Command line concatenation (see pdfcat in sample code) (by Steve Witham)
- New FAQ; link included in README
- Allow more (although unnecessary) escape sequences
- Prevent exception when reading a null object in decoding parameters
- Corrected error in reading destination types (added a slash since they are name objects)
- Corrected TypeError in scaleTo() method
- addBookmark() method in PdfFileMerger now returns bookmark (so nested bookmarks can be created)
- Additions to Sample Code and Sample PDFs
- changes to allow 2up script to work (see sample code) (by Dylan McNamee)
- changes to metadata encoding (by Chris Hiestand)
- New methods for links: addLink() (by Enrico Lambertini) and removeLinks()
- Bugfix to handle nested bookmarks correctly (by Jamie Lentin)
- New methods removeImages() and removeText() available for PdfFileWriter (by Tien Hai)
- Exception handling for illegal characters in Name Objects

52.27 Version 1.19, 2013-10-08

BUGFIXES:

- Removed pop in sweepIndirectReferences to prevent infinite loop (provided by ian-su-sirca)
- Fixed bug caused by whitespace when parsing PDFs generated by AutoCad
- Fixed a bug caused by reading a 'null' ASCII value in a dictionary object (primarily in PDFs generated by AutoCad).

FEATURES:

- Added new folders for PyPDF2 sample code and example PDFs; see README for each folder
- Added a method for debugging purposes to show current location while parsing
- Ability to create custom metadata (by jamma313)
- Ability to access and customize document layout and view mode (by Joshua Arnott)

OTHER:

- Added and corrected some documentation
- Added some more warnings and exception messages
- Removed old test/debugging code

UPCOMING:

- More bugfixes (We have received many problematic PDFs via email, we will work with them)
- Documentation - It's time for PyPDF2 to get its own documentation since it has grown much since the original pyPdf
- A FAQ to answer common questions

52.28 Version 1.18, 2013-08-19

- Fixed a bug where older versions of objects were incorrectly added to the cache, resulting in outdated or missing pages, images, and other objects (from speedplane)
- Fixed a bug in parsing the xref table where new xref values were overwritten; also cleaned up code (from speedplane)
- New method mergeRotatedAroundPointPage which merges a page while rotating it around a point (from speedplane)
- Updated Destination syntax to respect PDF 1.6 specifications (from jamma313)
- Prevented infinite loop when a PdfFileReader object was instantiated with an empty file (from Jerome Nexedi)

Other Changes:

- Downloads now available via PyPI
- Installation through pip library is fixed

52.29 Version 1.17, 2013-07-25

- Removed one (from pdf.py) of the two Destination classes. Both classes had the same name, but were slightly different in content, causing some errors. (from Janne Vanhala)
- Corrected and Expanded README file to demonstrate PdfFileMerger
- Added filter for LZW encoded streams (from Michal Horejsek)
- PyPDF2 issue tracker enabled on Github to allow community discussion and collaboration

52.30 Versions -1.16, -2013-06-30

- Note: This ChangeLog has not been kept up-to-date for a while. Hopefully we can keep better track of it from now on. Some of the changes listed here come from previous versions 1.14 and 1.15; they were only vaguely defined. With the new _version.py file we should have more structured and better documented versioning from now on.
- Defined `PyPDF2.__version__`
- Fixed `encrypt()` method (from Martijn The)
- Improved error handling on PDFs with truncated streams (from cecilkorik)
- Python 3 support (from kushal-kumaran)
- Fixed example code in README (from Jeremy Bethmont)
- Fixed an bug caused by `DecimalError` Exception (from Adam Morris)
- Many other bug fixes and features by:
jeansch Anton Vlasenko Joseph Walton Jan Oliver Oelerich Fabian Henze And any others I missed. Thanks for contributing!

52.31 Version 1.13, 2010-12-04

- Fixed a typo in code for reading a “\b” escape character in strings.
- Improved `__repr__` in `FloatObject`.
- Fixed a bug in reading octal escape sequences in strings.
- Added `getWidth` and `getHeight` methods to the `RectangleObject` class.
- Fixed compatibility warnings with Python 2.4 and 2.5.
- Added `addBlankPage` and `insertBlankPage` methods on `PdfFileWriter` class.
- Fixed a bug with circular references in page’s object trees (typically annotations) that prevented correctly writing out a copy of those pages.
- New merge page functions allow application of a transformation matrix.
- To all patch contributors: I did a poor job of keeping this ChangeLog up-to-date for this release, so I am missing attributions here for any changes you submitted. Sorry! I’ll do better in the future.

52.32 Version 1.12, 2008-09-02

- Added support for XMP metadata.
- Fix reading files with xref streams with multiple /Index values.
- Fix extracting content streams that use graphics operators longer than 2 characters. Affects merging PDF files.

52.33 Version 1.11, 2008-05-09

- Patch from Hartmut Goebel to permit RectangleObjects to accept NumberObject or FloatObject values.
- PDF compatibility fixes.
- Fix to read object xref stream in correct order.
- Fix for comments inside content streams.

52.34 Version 1.10, 2007-10-04

- Text strings from PDF files are returned as Unicode string objects when pyPdf determines that they can be decoded (as UTF-16 strings, or as PDFDocEncoding strings). Unicode objects are also written out when necessary. This means that string objects in pyPdf can be either generic.ByteStringObject instances, or generic.TextStringObject instances.
- The extractText method now returns a unicode string object.
- All document information properties now return unicode string objects. In the event that a document provides docinfo properties that are not decoded by pyPdf, the raw byte strings can be accessed with an “_raw” property (ie. title_raw rather than title)
- generic.DictionaryObject instances have been enhanced to be easier to use. Values coming out of dictionary objects will automatically be de-referenced (.getObject will be called on them), unless accessed by the new “raw_get” method. DictionaryObjects can now only contain PdfObject instances (as keys and values), making it easier to debug where non-PdfObject values (which cannot be written out) are entering dictionaries.
- Support for reading named destinations and outlines in PDF files. Original patch by Ashish Kulkarni.
- Stream compatibility reading enhancements for malformed PDF files.
- Cross reference table reading enhancements for malformed PDF files.
- Encryption documentation.
- Replace some “assert” statements with error raising.
- Minor optimizations to FlateDecode algorithm increase speed when using PNG predictors.

52.35 Version 1.9, 2006-12-15

- Fix several serious bugs introduced in version 1.8, caused by a failure to run through our PDF test suite before releasing that version.
- Fix bug in NullObject reading and writing.

52.36 Version 1.8, 2006-12-14

- Add support for decryption with the standard PDF security handler. This allows for decrypting PDF files given the proper user or owner password.
- Add support for encryption with the standard PDF security handler.
- Add new pythondoc documentation.
- Fix bug in ASCII85 decode that occurs when whitespace exists inside the two terminating characters of the stream.

52.37 Version 1.7, 2006-12-10

- Fix a bug when using a single page object in two PdfFileWriter objects.
- Adjust PyPDF to be tolerant of whitespace characters that don't belong during a stream object.
- Add documentInfo property to PdfFileReader.
- Add numPages property to PdfFileReader.
- Add pages property to PdfFileReader.
- Add extractText function to PdfFileReader.

52.38 Version 1.6, 2006-06-06

- Add basic support for comments in PDF files. This allows us to read some ReportLab PDFs that could not be read before.
- Add “auto-repair” for finding xref table at slightly bad locations.
- New StreamObject backend, cleaner and more powerful. Allows the use of stream filters more easily, including compressed streams.
- Add a graphics state push/pop around page merges. Improves quality of page merges when one page's content stream leaves the graphics in an abnormal state.
- Add PageObject.compressContentStreams function, which filters all content streams and compresses them. This will reduce the size of PDF pages, especially after they could have been decompressed in a mergePage operation.
- Support inline images in PDF content streams.
- Add support for using .NET framework compression when zlib is not available. This does not make pyPdf compatible with IronPython, but it is a first step.
- Add support for reading the document information dictionary, and extracting title, author, subject, producer and creator tags.

- Add patch to support NullObject and multiple xref streams, from Bradley Lawrence.

52.39 Version 1.5, 2006-01-28

- Fix a bug where merging pages did not work in “no-rename” cases when the second page has an array of content streams.
- Remove some debugging output that should not have been present.

52.40 Version 1.4, 2006-01-27

- Add capability to merge pages from multiple PDF files into a single page using the PageObject.mergePage function. See example code (README or web site) for more information.
- Add ability to modify a page’s MediaBox, CropBox, BleedBox, TrimBox, and ArtBox properties through PageObject. See example code (README or web site) for more information.
- Refactor pdf.py into multiple files: generic.py (contains objects like NameObject, DictionaryObject), filters.py (contains filter code), utils.py (various). This does not affect importing PdfFileReader or PdfFileWriter.
- Add new decoding functions for standard PDF filters ASCIIHexDecode and ASCII85Decode.
- Change url and download_url to refer to new pybrary.net web site.

52.41 Version 1.3, 2006-01-23

- Fix new bug introduced in 1.2 where PDF files with \r line endings did not work properly anymore. A new test suite developed with various PDF files should prevent regression bugs from now on.
- Fix a bug where inheriting attributes from page nodes did not work.

52.42 Version 1.2, 2006-01-23

- Improved support for files with CRLF-based line endings, fixing a common reported problem stating “assertion error: assert line == “%%EOF””.
- Software author/maintainer is now officially a proud married person, which is sure to result in better software... somehow.

52.43 Version 1.1, 2006-01-18

- Add capability to rotate pages.
- Improved PDF reading support to properly manage inherited attributes from /Type=/Pages nodes. This means that page groups that are rotated or have different media boxes or whatever will now work properly.
- Added PDF 1.5 support. Namely cross-reference streams and object streams. This release can mangle Adobe’s PDFReference16.pdf successfully.

52.44 Version 1.0, 2006-01-17

- First distutils-capable true public release. Supports a wide variety of PDF files that I found sitting around on my system.
- Does not support some PDF 1.5 features, such as object streams, cross-reference streams.

PROJECT GOVERNANCE

This document describes how the pypdf project is managed. It describes the different actors, their roles, and the responsibilities they have.

53.1 Terminology

- The **project** is pypdf - a free and open-source pure-python PDF library capable of splitting, merging, cropping, and transforming the pages of PDF files. It includes the [code](#), [issues](#), and [discussions on GitHub](#), and the [documentation on ReadTheDocs](#), the [package on PyPI](#), and the [website on GitHub](#).
- A **maintainer** is a person who has technical permissions to change one or more part of the projects. It is a person who is driven to keep the project running and improving.
- A **contributor** is a person who contributes to the project. That could be through writing code - in the best case through forking and creating a pull request, but that is up to the maintainer. Other contributors describe issues, help to ask questions on existing issues to make them easier to answer, participate in discussions, and help to improve the documentation. Contributors are similar to maintainers, but without technical permissions.
- A **user** is a person who imports pypdf into their code. All pypdf users are developers, but not developers who know the internals of pypdf. They only use the public interface of pypdf. They will likely have less knowledge about PDF than contributors.
- The **community** is all of that - the users, the contributors, and the maintainers.

53.2 Governance, Leadership, and Steering pypdf forward

pypdf is a free and open source project with over 100 contributors and likely (way) more than 1000 users.

As pypdf does not have any formal relationship with any company and no funding, all the work done by the community are voluntary contributions. People don't get paid, but choose to spend their free time to create software of which many more are profiting. This has to be honored and respected.

Despite such a big community, the project was dormant from 2016 to 2022. There were still questions asked, issues reported, and pull requests created. But the maintainer didn't have the time to move pypdf forward. During that time, nobody else stepped up to become the new maintainer.

For this reason, pypdf has the **Benevolent Dictator** governance model. The benevolent dictator is a maintainer with all technical permissions - most importantly the permission to push new pypdf versions on PyPI.

Being benevolent, the benevolent dictator listens for decisions to the community and tries their best to make decisions from which the overall community profits - the current one and the potential future one. Being a dictator, the benevolent dictator always has the power and the right to make decisions on their own - also against some members of the community.

As pypdf is free software, parts of the community can split off (fork the code) and create a new community. This should limit the harm a bad benevolent dictator can do.

53.3 Project Language

The project language is (american) English. All documentation and issues must be written in English to ensure that the community can understand it.

We appreciate the fact that large parts of the community don't have English as their mother tongue. We try our best to understand others - [automatic translators](#) might help.

53.4 Expectations

The community can expect the following:

- The **benevolent dictator** tries their best to make decisions from which the overall community profits. The benevolent dictator is aware that his/her decisions can shape the overall community. Once the benevolent dictator notices that she/he doesn't have the time to advance pypdf, he/she looks for a new benevolent dictator. As it is expected that the benevolent dictator will step down at some point of their choice (hopefully before their death), it is NOT a benevolent dictator for life (BDFL).
- Every **maintainer** (including the benevolent dictator) is aware of their permissions and the harm they could do. They value security and ensure that the project is not harmed. They give their technical permissions back if they don't need them any longer. Any long-time contributor can become a maintainer. Maintainers can - and should! - step down from their role when they realize that they can no longer commit that time. Their contribution will be honored in the *History of pypdf*.
- Every **contributor** is aware that the time of maintainers and the benevolent dictator is limited. Short pull requests that briefly describe the solved issue and have a unit test have a higher chance to get merged soon - simply because it's easier for maintainers to see that the contribution will not harm the overall project. Their contributions are documented in the git history and in the public issues. [Let us know](#) if you would appreciate something else!
- Every **community member** uses a respectful language. We are all human, we get upset about things we care and other things than what's visible on the internet go on in our live. pypdf does not pay its contributors - keep all of that in mind when you interact with others. We are here because we want to help others.

53.4.1 Issues and Discussions

An issue is any technical description that aims at bringing pypdf forward:

- Bugs tickets: Something went wrong because pypdf developers made a mistake.
- Feature requests: pypdf does not support all features of the PDF specifications. There are certainly also convenience methods that would help users a lot.
- Robustness requests: There are many broken PDFs around. In some cases, we can deal with that. It's kind of a mixture between a bug ticket and a feature request.
- Performance tickets: pypdf could be faster - let us know about your specific scenario.

Any comment that is in those technical descriptions which is not helping the discussion can be deleted. This is especially true for "me too" comments on bugs or "bump" comments for desired features. People can express this with / reactions.

[Discussions](#) are open. No comments will be deleted there - except if they are clearly unrelated spam or only try to insult people (luckily, the community was very respectful so far)

53.4.2 Releases

The maintainers follow [semantic versioning](#). Most importantly, that means that breaking changes will have a major version bump.

Be aware that unintentional breaking changes might still happen. The pypdf maintainers do their best to fix that in a timely manner - please [report such issues](#)!

53.5 People

- Martin Thoma is benevolent dictator since April 2022.
- Maintainers:
 - Matthew Stamy (mstamy2) was the benevolent dictator for a long time. He still is around on GitHub once in a while and has permissions on PyPI and GitHub.
 - Matthew Peveler (MasterOdin) is a maintainer on GitHub.

TAKING OWNERSHIP OF PYPDF

pypdf is currently maintained by me, Martin Thoma. I want to avoid that pypdf ever goes unmaintained again. This document serves as a guide to avoid that if I become unavailable, e.g. due to severe health issues.

This currently is just an abstract scenario. I'm fine and I will likely do this for several more years, but I have seen how projects stand still for many years because of the maintainer becoming inactive.

I've also followed the [GitHub Deceased User Policy](#) and added a [pre-designated successor](#).

54.1 What belongs to pypdf?

The resources needed for maintaining pypdf are:

- PyPI: [pypdf](#) and [PyPDF2](#)
- Github: [pypdf](#) (the repository, not the organization)
- ReadTheDocs: [pypdf](#) and [PyPDF2](#)

54.2 When may somebody take ownership?

No activity in 180 days: If I don't answer e-mails (info@martin-thoma.de) and don't make any commits / merges for half a year, you can consider pypdf "not maintained".

54.3 Who may take ownership?

Preferably, one of the owners of the Github `py-pdf` organization takes care of that.

From my current perspective (Martin Thoma, 27th of August 2023), the following people might be candidates:

- [Lucas-C](#): He maintains `fpdf2` and is a `py-pdf` owner
- [pubpub-zz](#): He is the most active contributor to pypdf
- [Matthew Peveler](#): Less active, but he is very careful about breaking changes and an experienced software developer.
- [exiledkingcc](#): He has contributed the core changes related to encryption.

54.4 How to take ownership?

- PyPI: Follow [PEP 541 – Package Index Name Retention](#)
- Github: Talk with one of the other py-pdf organization owners
- ReadTheDocs: Follow the [Abandoned projects policy](#)

HISTORY OF PYPDF

55.1 The Origins: pyPdf (2005-2010)

In 2005, [Mathieu Fenniak](#) launched pyPdf “as a PDF toolkit...” focused on

- document manipulation: by-page splitting, concatenation, and merging;
- document introspection;
- page cropping; and
- document encryption and decryption.

The last release of PyPI was [pyPdf 1.13](#) in 2010.

55.2 PyPDF2 is born (2011-2016)

At the end of 2011, after consultation with Mathieu and others, Phaseit sponsored PyPDF2 as a fork of pyPdf on GitHub. The initial impetus was to handle a wider range of input PDF instances; Phaseit’s commercial work often encounters PDF instances “in the wild” that it needs to manage (mostly concatenate and paginate), but that deviate so much from PDF standards that pyPdf can’t read them. PyPDF2 reads a considerably wider range of real-world PDF instances.

Neither pyPdf nor PyPDF2 aims to be universal, that is, to provide all possible PDF-related functionality. Note that the similar-appearing [pyfpdf](#) of Mariano Reingart is most comparable to [ReportLab](#), in that both ReportLab and pyfpdf emphasize document generation. Interestingly enough, pyfpdf builds in a basic HTML→PDF converter while PyPDF2 has no knowledge of HTML.

So what is PyPDF2 truly about? Think about popular [pdftk](#) for a moment. PyPDF2 does what pdftk does, and it does so within your current Python process, and it handles a wider range of variant PDF formats [explain]. PyPDF2 has its own FAQ to answer other questions that have arisen.

The Reddit [/r/python crowd](#) [chatted](#) obliquely and briefly about PyPDF2 in March 2012.

The core developer / maintainer was Matthew Stamy.

55.3 PyPDF3 and PyPDF4 (2018 - 2022)

Two approaches were made to get PyPDF2 active again: PyPDF3 and PyPDF4.

PyPDF3 had its first release in 2018 and its last one in February 2022. It never got the user base from PyPDF2.

PyPDF4 only had one release in 2018.

55.4 PyPDF2: Reborn (2022)

Martin Thoma took over maintenance of PyPDF2 in April 2022. It had over 100 open PRs and 321 open issues.

[pubpub-zz](#) was extremely active, especially for text extraction.

[Matthew Peveler](#) helped a lot with reviews and general project decisions.

[exiledkingcc](#) added support for modern encryption schemes.

55.5 pypdf: Back to the Roots (2023-Today)

In order to make things simpler for beginners, PyPDF2 was merged back into pypdf. Now all lowercase, without a number. We hope that the folks who develop PyPDF3 and PyPDF4 also join us.

Compared to PyPDF2 `>= 3.0.0`, pypdf `>= 3.1.0` now offers:

- AES reading and writing support. Not only with PyCryptoDome, but also with cryptography.
- Text extraction improvements, e.g. for math content. [pypdf is now comparable with Tika, pypdfium2, and PyMuPDF](#)
- Annotation support
- Performance Improvements and Bugfixes
- Page Label support

CONTRIBUTORS

pypdf had a lot of contributors since it started with pyPdf in 2005. We are a free software project without any company affiliation. We cannot pay contributors, but we do value their contributions. A lot of time, effort, and expertise went into this project. With this list, we recognize those awesome people

The list is definitely not complete. You can find more contributors via the git history and [GitHubs ‘Contributors’ feature](#).

56.1 Contributors to the pypdf (formerly pyPdf / PyPDF2) project

- abyesilyurt
- ArkieCoder
- Clauss, Christian
- DL6ER
- Duy, Phan Thanh
- ediamondscience
- Ermeson, Felipe
- Freitag, François
- Górny, Michał
- Grillo, Miguel
- Gutteridge, David H.
- Hale, Joseph
- harshhes
- JianzhengLuo
- Karvonen, Harry
- King, Hunter
- Kotler, Mitchell
- KourFrost
- Lightup1
- Majumder, Jonah
- Manini, Lorenzo

- maxbeer99
- McNeil, Karen: Arabic Language Support
- Mérino, Antoine
- nalin-udhaar
- Paramonov, Alexey
- Paternault, Louis
- Perrensen, Olsen
- pilotandy
- Pinheiro, Arthur
- pmiller66
- Poddar, Arka
- programmarchy
- pubpub-zz: involved in community development
- Ramos, Leodanis Pozo
- RitchieP | [LinkedIn](#) | [StackOverflow](#)
- robbiebusinessacc
- Roder, Thomas
- Rogmann, Sascha
- Röthenbacher, Thomas
- shartzog
- stefan6419846
- sietzeberends
- Stober, Marc
- Stüber, Timo
- Thoma, Martin: Maintainer of pypdf since April 2022. I hope to build a great community with many awesome contributors. [LinkedIn](#) | [StackOverflow](#) | [Blog](#)
- Thomas, Reuben
- Tobeabellwether
- WevertonGomes
- Wilson, Huon
- ztravis

56.2 Adding a new contributor

Contributors are:

- Anybody who has an commit in main - no matter how big/small or how many. Also if it's via *co-authored-by*.
- People who opened helpful issues:
 1. Bugs: with complete MCVE
 2. Well-described feature requests
 3. Potentially some more.

The maintainers of pypdf have the last call on that one.

- Community work: This is exceptional. If the maintainers of pypdf see people being super helpful in answering issues / discussions or being very active on Stackoverflow, we also consider them being contributors to pypdf.

Contributors can add themselves or ask via an GitHub Issue to be added.

Please use the following format:

```
* Last name, First name: 140-characters of text; links to LinkedIn / GitHub / other.
↪profiles and personal pages are ok
```

OR

```
* GitHub Username: 140-characters of text; links to LinkedIn / GitHub / other profiles.
↪and personal pages are ok
```

and add the entry in the alphabetical order. The 140 characters are everything visible after the Name:.

Please don't use images.

SCOPE OF PYPDF

What features should pypdf have and which features will it never have?

pypdf aims at making interactions with PDF documents simpler. Core tasks that pypdf can perform are:

- Document manipulation: Splitting, merging, cropping, and transforming the pages of PDF files
- Data Extraction: Extract text and metadata from PDF documents
- Security: Decrypt / encrypt PDF documents

Typical indicators that something should be done by pypdf:

- The task needs in-depth knowledge of the PDF format
- It currently requires a lot of code or even is impossible to do with pypdf
- It's neither mentioned in “belongs in user code” nor in “out of scope”
- It already is in the issue list with the [is-feature tag](#).

The [moonshot extensions](#) are features we would like to have, but are currently not able to add (PRs are welcome)

57.1 Belongs in user code

Here are a few indicators that a feature belongs into users code (and not into pypdf):

1. The use-case is very specific. Most people will not encounter the same need.
2. It can be done without knowledge of the PDF specification
3. It cannot be done without (non-pdf) domain knowledge. Anything that is specific to your industry.

57.2 Out of scope

While this list is infinitely long, there are a few topics that are asked multiple times.

Those topics are out of scope for pypdf. They will never be part of pypdf:

1. **Optical Character Recognition (OCR):** OCR is about extracting text from images. That is very different from the kind of text extraction pypdf is doing. Please note that images can be within PDF documents. In the case of scanned documents, the whole page is an image. Some scanners automatically execute OCR and add a text-layer behind the scanned page. That is something pypdf can use, if it's present. As a rule-of-thumb: If you cannot mark/copy the text, it's likely an image. A noteworthy open source OCR project is [tesseract](#).
2. **Format Conversion:** Converting docx / HTML to PDF or PDF to those formats. You might want to have a look at [pdfkit](#) and similar projects.

Out of scope for the moment, but might be added if there are enough contributors:

- **Digital Signature Support** ([reference ticket](#)): Cryptography is complicated. It's important to get it right. pypdf currently doesn't have enough active contributors to properly add digital signature support. For the moment, [pyhanko](#) seems to be the best choice.
- **PDF Generation from Scratch**: pypdf can manipulate existing PDF documents, add annotations, combine / split / crop / transform. It can add blank pages. But if you want to generate invoices, you might want to have a look at [reportlab](#) / [fpdf2](#) or document conversion tools like [pdftkit](#).
- **Replacing words within a PDF**: [Extracting text from PDF is hard](#). Replacing text in a reliable way is even harder. For example, one word might be split into multiple tokens. Hence it's not a simple "search and replace" in some cases.
- **(Not) Extracting headers/footers/page numbers**: While you can apply heuristics, there is no way to always make it work. PDF documents simply don't contain the information what a header/footer/page number is.

57.2.1 Library vs Application

It's also worth pointing out that pypdf is designed to be a library. It is not an application. That has several implications:

- **Execution**: pypdf cannot be executed directly, but only be called from within a program written by a pypdf user. In contrast, an application is executed by it's own.
- **Dependencies**: pypdf should have a minimal set of dependencies and only restrict them where it is strictly necessary. In contrast, applications should be installed in environments which are isolated from other applications. They can pin their dependencies.

If you're looking for a way to interact with PDF files via Shell, you should either write a script using pypdf or use [pdfly](#).

PYPDF VS X

pypdf is a [free](#) and open source pure-python PDF library capable of splitting, merging, cropping, and transforming the pages of PDF files. It can also add custom data, viewing options, and passwords to PDF files. pypdf can retrieve text and metadata from PDFs as well.

58.1 PyMuPDF and PikePDF

[PyMuPDF](#) is a Python binding to [MuPDF](#) and [PikePDF](#) is the Python binding to [QPDF](#).

While both are excellent libraries for various use-cases, using them is not always possible even when they support the use-case. Both of them are powered by C libraries which makes installation harder and might cause security concerns. For MuPDF you might also need to buy a commercial license.

A core feature of pypdf is that it's pure Python. That means there is no C dependency. It has been used for over 10 years and for this reason a lot of support via StackOverflow and examples on the internet.

58.2 pypdf

PyPDF2 was merged back into pypdf. The development continues at pypdf.

58.3 PyPDF3 and PyPDF4

Developing and maintaining open source software is extremely time-intensive and in the case of pypdf not paid at all. Having a continuous support is hard.

pypdf was initially released in 2012 on PyPI and received releases until 2016. From 2016 to 2022 there was no update - but people were still using it.

As pypdf is free software, there were attempts to fork it and continue the development. PyPDF3 was first released in 2018 and still receives updates. PyPDF4 has only one release from 2018.

I (Martin Thoma, the current maintainer of pypdf and PyPDF2), hope that we can bring the community back to one path of development. I deprecated PyPDF2 in favor of pypdf already and pypdf has now more features and a cleaner interface than PyPDF2. See [history of pypdf](#).

58.4 pdfminer.six and pdfplumber

`pdfminer.six` is capable of extracting the `font size` / font weight (bold-ness). It has no capabilities for writing PDF files.

`pdfplumber` is a library focused on extracting data from PDF documents. Since `pdfplumber` is built on top of `pdfminer.six`, there are **no capabilities of exporting or modifying a PDF file** (see [#440 \(discussions\)](#)). However, `pdfplumber` is capable of converting a PDF file into an image, [draw lines and rectangles on the image](#), and save it as an image file. Please note that the image conversion is done via ImageMagick (see [pdfplumber's documentation](#)).

The `pdfplumber` community is active in answering questions and the library is maintained as of May 2023.

58.5 pdfcrowd / pdfcrowd2

I don't have experience with any of those libraries. Please add a comparison if you know `pypdf` and `pdfcrowd`!

Please be aware that there is also `pdfminer` which is not maintained. Then there is `pdfcrowd2` which doesn't have a large community behind it.

58.6 Document Generation

There are (Python) [tools to generate PDF documents](#). `pypdf` is not one of them.

58.7 CLI applications

`pypdf` is a pure Python PDF library. If you're looking for an application which you can use from the terminal, give `pdfcrowd` a shot.

FREQUENTLY-ASKED QUESTIONS

59.1 How is pypdf related to PyPDF2?

PyPDF2 was a fork from the original pyPdf. After several years, the fork was merged back into pypdf (now all lowercase).

59.2 Which Python versions are supported?

pypdf 3.0+ supports Python 3.6 and later. PyPDF2 2.0+ supports Python 3.6 and later. PyPDF2 1.27.10 supported Python 2.7 to 3.10.

59.3 Who uses pypdf?

pyPdf is vendored into several projects. That means the code of pyPdf was copied into that project.

Projects that depend on pypdf:

- [Camelot](#): A Python library to extract tabular data from PDFs
- [edi](#): Electronic Data Interchange modules
- [amazon-textract-textractor](#): Analyze documents with Amazon Textract and generate output in multiple formats.
- [maigret](#): Collect a dossier on a person by username from thousands of sites
- [deda](#): tracking Dots Extraction, Decoding and Anonymisation toolkit
- [opencanary](#)
- Document Conversions
 - [rst2pdf](#)
 - [xhtml2pdf](#)
 - [doc2text](#)
- [pdfalyzer](#): A PDF analysis tool for visualizing the inner tree-like data structure of a PDF in spectacularly large and colorful diagrams as well as scanning the binary streams embedded in the PDF for hidden potentially malicious content.

59.4 How do I cite pypdf?

In BibTeX format:

```
@misc{pypdf,  
  title      = {The {pypdf} library},  
  author     = {Mathieu Fenniak and  
               Matthew Stamy and  
               pubpub-zz and  
               Martin Thoma and  
               Matthew Peveler and  
               exiledkingcc and {pypdf Contributors}},  
  year       = {2024},  
  url        = {https://pypi.org/project/pypdf/}  
  note       = {See https://pypdf.readthedocs.io/en/latest/meta/CONTRIBUTORS.html for  
↪ all contributors}  
}
```

59.5 Which License does pypdf use?

pypdf uses the [BSD-3-Clause license](#), see the LICENSE file.

INDICES AND TABLES

- `genindex`
- `modindex`
- `search`

PYTHON MODULE INDEX

p

`pypdf.annotations`, [139](#)

`pypdf.errors`, [145](#)

`pypdf.generic`, [147](#)

A

A0 (*pypdf.PaperSize* attribute), 131
A1 (*pypdf.PaperSize* attribute), 131
A2 (*pypdf.PaperSize* attribute), 131
A3 (*pypdf.PaperSize* attribute), 131
A4 (*pypdf.PaperSize* attribute), 131
A5 (*pypdf.PaperSize* attribute), 131
A6 (*pypdf.PaperSize* attribute), 131
A7 (*pypdf.PaperSize* attribute), 131
A8 (*pypdf.PaperSize* attribute), 131
add_annotation() (*pypdf.PdfWriter* method), 107
add_attachment() (*pypdf.PdfWriter* method), 103
add_blank_page() (*pypdf.PdfWriter* method), 102
add_child() (*pypdf.generic.TreeObject* method), 153
add_filtered_articles() (*pypdf.PdfWriter* method), 109
add_form_topname() (*pypdf.PdfReader* method), 99
add_js() (*pypdf.PdfWriter* method), 102
add_metadata() (*pypdf.PdfWriter* method), 105
add_named_destination() (*pypdf.PdfWriter* method), 106
add_named_destination_array() (*pypdf.PdfWriter* method), 106
add_named_destination_object() (*pypdf.PdfWriter* method), 106
ADD_OR_MODIFY (*pypdf.constants.UserAccessPermissions* attribute), 142
add_outline() (*pypdf.PdfWriter* method), 106
add_outline_item() (*pypdf.PdfWriter* method), 105
add_outline_item_destination() (*pypdf.PdfWriter* method), 105
add_outline_item_dict() (*pypdf.PdfWriter* method), 105
add_page() (*pypdf.PdfWriter* method), 101
add_transformation() (*pypdf._page.PageObject* method), 124
add_uri() (*pypdf.PdfWriter* method), 106
additional_actions (*pypdf.generic.Field* property), 117
ALL (*pypdf.constants.ImageType* attribute), 141
all() (*pypdf.constants.UserAccessPermissions* class method), 143

ALL_ANNOTATIONS (*pypdf.ObjectDeletionFlag* attribute), 112
alternate_name (*pypdf.generic.Field* property), 117
AnnotationBuilder (class in *pypdf.generic*), 150
AnnotationDictionary (class in *pypdf.annotations*), 139
AnnotationFlag (class in *pypdf.constants*), 141
annotations (*pypdf._page.PageObject* property), 126
append() (*pypdf.PdfWriter* method), 108
append_pages_from_reader() (*pypdf.PdfWriter* method), 103
apply_on() (*pypdf.Transformation* method), 136
ArrayObject (class in *pypdf.generic*), 152
artbox (*pypdf._page.PageObject* property), 126
as_numeric() (*pypdf.generic.FloatObject* method), 147
as_numeric() (*pypdf.generic.NumberObject* method), 147
ASSEMBLE_DOC (*pypdf.constants.UserAccessPermissions* attribute), 142
ATTACHMENTS (*pypdf.ObjectDeletionFlag* attribute), 112
attachments (*pypdf.PdfReader* property), 96
attachments (*pypdf.PdfWriter* property), 109
author (*pypdf.DocumentInformation* property), 115
author_raw (*pypdf.DocumentInformation* property), 115
autodetect_pdfdocencoding (*pypdf.generic.TextStringObject* attribute), 149
autodetect_utf16 (*pypdf.generic.TextStringObject* attribute), 149

B

bleedbox (*pypdf._page.PageObject* property), 126
bold (*pypdf.generic.OutlineFontFlag* attribute), 155
BooleanObject (class in *pypdf.generic*), 147
bottom (*pypdf.generic.Destination* property), 113
bottom (*pypdf.generic.RectangleObject* property), 133
ByteStringObject (class in *pypdf.generic*), 149

C

C4 (*pypdf.PaperSize* attribute), 131
cache_get_indirect_object() (*pypdf.PdfReader* method), 95

- cache_indirect_object() (pypdf.PdfReader method), 95
 CHARSETS (pypdf.generic.NameObject attribute), 148
 children() (pypdf.generic.TreeObject method), 153
 clean_page() (pypdf.PdfWriter method), 108
 clone() (pypdf._protocols.PdfObjectProtocol method), 156
 clone() (pypdf.generic.ArrayObject method), 152
 clone() (pypdf.generic.BooleanObject method), 147
 clone() (pypdf.generic.ByteStringObject method), 149
 clone() (pypdf.generic.ContentStream method), 155
 clone() (pypdf.generic.DictionaryObject method), 153
 clone() (pypdf.generic.FloatObject method), 147
 clone() (pypdf.generic.IndirectObject method), 148
 clone() (pypdf.generic.NameObject method), 148
 clone() (pypdf.generic.NullObject method), 148
 clone() (pypdf.generic.NumberObject method), 147
 clone() (pypdf.generic.PdfObject method), 149
 clone() (pypdf.generic.TextStringObject method), 149
 clone_document_from_reader() (pypdf.PdfWriter method), 104
 clone_reader_document_root() (pypdf.PdfWriter method), 104
 close() (pypdf.PdfWriter method), 109
 color (pypdf.generic.Destination property), 113
 compress() (pypdf.Transformation static method), 135
 compress_content_streams() (pypdf._page.PageObject method), 124
 ContentStream (class in pypdf.generic), 154
 create_blank_page() (pypdf._page.PageObject static method), 121
 create_string_object() (in module pypdf.generic), 155
 create_viewer_preferences() (pypdf.PdfWriter method), 101
 creation_date (pypdf.DocumentInformation property), 116
 creation_date_raw (pypdf.DocumentInformation property), 116
 creator (pypdf.DocumentInformation property), 115
 creator_raw (pypdf.DocumentInformation property), 115
 cropbox (pypdf._page.PageObject property), 126
 custom_properties (pypdf.xmp.XmpInformation property), 138
- ## D
- data (pypdf._utils.File attribute), 127
 dc_contributor (pypdf.xmp.XmpInformation property), 137
 dc_coverage (pypdf.xmp.XmpInformation property), 137
 dc_creator (pypdf.xmp.XmpInformation property), 137
 dc_date (pypdf.xmp.XmpInformation property), 137
 dc_description (pypdf.xmp.XmpInformation property), 137
 dc_format (pypdf.xmp.XmpInformation property), 137
 dc_identifier (pypdf.xmp.XmpInformation property), 137
 dc_language (pypdf.xmp.XmpInformation property), 137
 dc_publisher (pypdf.xmp.XmpInformation property), 137
 dc_relation (pypdf.xmp.XmpInformation property), 137
 dc_rights (pypdf.xmp.XmpInformation property), 137
 dc_source (pypdf.xmp.XmpInformation property), 138
 dc_subject (pypdf.xmp.XmpInformation property), 138
 dc_title (pypdf.xmp.XmpInformation property), 138
 dc_type (pypdf.xmp.XmpInformation property), 138
 DECIMAL (pypdf.constants.PageLabelStyle attribute), 141
 decode_pdfdocencoding() (in module pypdf.generic), 156
 decode_permissions() (pypdf.PdfReader method), 96
 decode_permissions() (pypdf.PdfWriter method), 109
 DecodedStreamObject (class in pypdf.generic), 154
 decrypt() (pypdf.PdfReader method), 96
 DEFAULT_FIT (pypdf.generic.AnnotationBuilder attribute), 152
 default_value (pypdf.generic.Field property), 117
 delimiter_pattern (pypdf.generic.NameObject attribute), 147
 DependencyError, 145
 DeprecationError, 145
 dest_array (pypdf.generic.Destination property), 113
 Destination (class in pypdf.generic), 113
 DictionaryObject (class in pypdf.generic), 153
 DocumentInformation (class in pypdf), 115
 DRAWING_IMAGES (pypdf.constants.ImageType attribute), 141
 DRAWING_IMAGES (pypdf.ObjectDeletionFlag attribute), 112
- ## E
- Ellipse (class in pypdf.annotations), 139
 ellipse() (pypdf.generic.AnnotationBuilder static method), 152
 empty_tree() (pypdf.generic.TreeObject method), 154
 EmptyFileError, 146
 emptyTree() (pypdf.generic.TreeObject method), 154
 encode_pdfdocencoding() (in module pypdf.generic), 156
 EncodedStreamObject (class in pypdf.generic), 154
 encrypt() (pypdf.PdfWriter method), 104
 EXTRACT (pypdf.constants.UserAccessPermissions attribute), 142
 extract_text() (pypdf._page.PageObject method), 125

EXTRACT_TEXT_AND_GRAPHICS

(*pypdf.constants.UserAccessPermissions*
attribute), 142

extract_xform_text() (*pypdf._page.PageObject*
method), 126

F

Field (class in *pypdf.generic*), 117

field_type (*pypdf.generic.Field* property), 117

File (class in *pypdf._utils*), 127

FileNotDecryptedError, 145

FILL_FORM_FIELDS (*pypdf.constants.UserAccessPermissions*
attribute), 142

find_bookmark() (*pypdf.PdfWriter* method), 111

find_outline_item() (*pypdf.PdfWriter* method), 111

Fit (class in *pypdf.generic*), 119

fit() (*pypdf.generic.Fit* class method), 119

fit_box() (*pypdf.generic.Fit* class method), 120

fit_box_horizontally() (*pypdf.generic.Fit* class
method), 120

fit_box_vertically() (*pypdf.generic.Fit* class
method), 120

fit_horizontally() (*pypdf.generic.Fit* class method),
119

fit_rectangle() (*pypdf.generic.Fit* class method), 119

fit_vertically() (*pypdf.generic.Fit* class method),
119

flags (*pypdf.annotations.AnnotationDictionary* prop-
erty), 139

flags (*pypdf.generic.Field* property), 117

flate_encode() (*pypdf.generic.StreamObject* method),
154

flattened_pages (*pypdf.PdfReader* attribute), 95

flattened_pages (*pypdf.PdfWriter* attribute), 101

FloatObject (class in *pypdf.generic*), 147

font_format (*pypdf.generic.Destination* property), 114

free_text() (*pypdf.generic.AnnotationBuilder* static
method), 150

FreeText (class in *pypdf.annotations*), 139

from_dict() (*pypdf.constants.UserAccessPermissions*
class method), 143

G

generate_file_identifiers() (*pypdf.PdfWriter*
method), 104

get_contents() (*pypdf._page.PageObject* method), 122

get_data() (*pypdf.generic.ContentStream* method), 155

get_data() (*pypdf.generic.EncodedStreamObject*
method), 154

get_data() (*pypdf.generic.StreamObject* method), 154

get_destination_page_number() (*pypdf.PdfReader*
method), 96

get_destination_page_number() (*pypdf.PdfWriter*
method), 109

get_element() (*pypdf.xmp.XmpInformation* method),
137

get_encoded_bytes() (*pypdf.generic.TextStringObject*
method), 149

get_fields() (*pypdf.PdfReader* method), 96

get_fields() (*pypdf.PdfWriter* method), 109

get_form_text_fields() (*pypdf.PdfReader* method),
96

get_form_text_fields() (*pypdf.PdfWriter* method),
109

get_inherited() (*pypdf.generic.DictionaryObject*
method), 153

get_named_dest_root() (*pypdf.PdfReader* method),
96

get_named_dest_root() (*pypdf.PdfWriter* method),
110

get_nodes_in_namespace()
(*pypdf.xmp.XmpInformation* method), 137

get_num_pages() (*pypdf.PdfReader* method), 96

get_num_pages() (*pypdf.PdfWriter* method), 110

get_object() (*pypdf._protocols.PdfCommonDocProtocol*
method), 156

get_object() (*pypdf._protocols.PdfObjectProtocol*
method), 156

get_object() (*pypdf.generic.IndirectObject* method),
148

get_object() (*pypdf.generic.PdfObject* method), 149

get_object() (*pypdf.PdfReader* method), 95

get_object() (*pypdf.PdfWriter* method), 101

get_original_bytes()
(*pypdf.generic.TextStringObject* method),
149

get_outline_root() (*pypdf.PdfWriter* method), 105

get_page() (*pypdf.PdfReader* method), 97

get_page() (*pypdf.PdfWriter* method), 110

get_page_number() (*pypdf.PdfReader* method), 97

get_page_number() (*pypdf.PdfWriter* method), 110

get_pages_showing_field() (*pypdf.PdfReader*
method), 97

get_pages_showing_field() (*pypdf.PdfWriter*
method), 110

get_reference() (*pypdf.PdfWriter* method), 105

get_threads_root() (*pypdf.PdfWriter* method), 105

H

has_children() (*pypdf.generic.TreeObject* method),
153

hasChildren() (*pypdf.generic.TreeObject* method), 153

hash_func() (*pypdf.generic.PdfObject* method), 148

hash_value() (*pypdf._protocols.PdfObjectProtocol*
method), 156

hash_value() (*pypdf.generic.PdfObject* method), 149

hash_value_data() (*pypdf._page.PageObject* method),
121

hash_value_data() (*pypdf.generic.PdfObject* method), 148

hash_value_data() (*pypdf.generic.StreamObject* method), 154

height (*pypdf.generic.RectangleObject* property), 133

hex_to_rgb() (in module *pypdf.generic*), 156

HIDDEN (*pypdf.constants.AnnotationFlag* attribute), 141

Highlight (class in *pypdf.annotations*), 139

highlight() (*pypdf.generic.AnnotationBuilder* static method), 151

I

image (*pypdf._utils.File* attribute), 127

image (*pypdf._utils.ImageFile* attribute), 126

ImageFile (class in *pypdf._utils*), 126

images (*pypdf._page.PageObject* property), 121

IMAGES (*pypdf.constants.ImageType* attribute), 141

IMAGES (*pypdf.ObjectDeletionFlag* attribute), 112

ImageType (class in *pypdf.constants*), 141

inc_parent_counter_default() (*pypdf.generic.TreeObject* method), 153

inc_parent_counter_outline() (*pypdf.generic.TreeObject* method), 153

indices() (*pypdf.PageRange* method), 129

indirect_reference (*pypdf._protocols.PdfObjectProtocol* attribute), 156

indirect_reference (*pypdf._utils.File* attribute), 127

indirect_reference (*pypdf._utils.ImageFile* attribute), 127

indirect_reference (*pypdf.generic.IndirectObject* property), 148

indirect_reference (*pypdf.generic.PdfObject* attribute), 148

IndirectObject (class in *pypdf.generic*), 148

initialize_from_dictionary() (*pypdf.generic.StreamObject* static method), 154

initializeFromDictionary() (*pypdf.generic.StreamObject* static method), 154

INLINE_IMAGES (*pypdf.constants.ImageType* attribute), 141

INLINE_IMAGES (*pypdf.ObjectDeletionFlag* attribute), 112

insert_blank_page() (*pypdf.PdfWriter* method), 102

insert_child() (*pypdf.generic.TreeObject* method), 154

insert_page() (*pypdf.PdfWriter* method), 102

INVISIBLE (*pypdf.constants.AnnotationFlag* attribute), 141

is_encrypted (*pypdf.PdfReader* property), 97

is_encrypted (*pypdf.PdfWriter* property), 101

isolate_graphics_state() (*pypdf.generic.ContentStream* method), 155

italic (*pypdf.generic.OutlineFontFlag* attribute), 155

items() (*pypdf.generic.ArrayObject* method), 153

K

kids (*pypdf.generic.Field* property), 117

L

left (*pypdf.generic.Destination* property), 113

left (*pypdf.generic.RectangleObject* property), 133

Line (class in *pypdf.annotations*), 139

line() (*pypdf.generic.AnnotationBuilder* static method), 151

Link (class in *pypdf.annotations*), 139

link() (*pypdf.generic.AnnotationBuilder* static method), 152

LINKS (*pypdf.ObjectDeletionFlag* attribute), 112

LOCKED (*pypdf.constants.AnnotationFlag* attribute), 141

LOCKED_CONTENTS (*pypdf.constants.AnnotationFlag* attribute), 141

lower_left (*pypdf.generic.RectangleObject* property), 133

lower_right (*pypdf.generic.RectangleObject* property), 133

LOWERCASE_LETTER (*pypdf.constants.PageLabelStyle* attribute), 142

LOWERCASE_ROMAN (*pypdf.constants.PageLabelStyle* attribute), 142

M

mapping_name (*pypdf.generic.Field* property), 117

MarkupAnnotation (class in *pypdf.annotations*), 139

matrix (*pypdf.Transformation* property), 135

mediabox (*pypdf._page.PageObject* property), 126

merge() (*pypdf.PdfWriter* method), 108

merge_page() (*pypdf._page.PageObject* method), 122

merge_rotated_page() (*pypdf._page.PageObject* method), 123

merge_scaled_page() (*pypdf._page.PageObject* method), 123

merge_transformed_page() (*pypdf._page.PageObject* method), 123

merge_translated_page() (*pypdf._page.PageObject* method), 123

metadata (*pypdf.PdfReader* property), 97

metadata (*pypdf.PdfWriter* property), 110

modification_date (*pypdf.DocumentInformation* property), 116

modification_date_raw (*pypdf.DocumentInformation* property), 116

MODIFY (*pypdf.constants.UserAccessPermissions* attribute), 142

module

- pypdf.annotations*, 139
- pypdf.errors*, 145

`pypdf.generic`, 147
`myrepr()` (*pypdf.generic.FloatObject* method), 147

N

`name` (*pypdf._utils.File* attribute), 127
`name` (*pypdf.generic.Field* property), 117
`named_destinations` (*pypdf.PdfReader* property), 97
`named_destinations` (*pypdf.PdfWriter* property), 110
`NameObject` (class in *pypdf.generic*), 147
`NO_ROTATE` (*pypdf.constants.AnnotationFlag* attribute), 141
`NO_VIEW` (*pypdf.constants.AnnotationFlag* attribute), 141
`NO_ZOOM` (*pypdf.constants.AnnotationFlag* attribute), 141
`node` (*pypdf.generic.Destination* attribute), 113
`NONE` (*pypdf.constants.ImageType* attribute), 141
`NONE` (*pypdf.ObjectDeletionFlag* attribute), 112
`NOT_DECRYPTED` (*pypdf.PasswordType* attribute), 99
`NullObject` (class in *pypdf.generic*), 148
`NumberObject` (class in *pypdf.generic*), 147
`NumberPattern` (*pypdf.generic.NumberObject* attribute), 147

O

`ObjectDeletionFlag` (class in *pypdf*), 112
`OBJECTS_3D` (*pypdf.ObjectDeletionFlag* attribute), 112
`open_destination` (*pypdf.PdfReader* property), 97
`open_destination` (*pypdf.PdfWriter* property), 102
`operations` (*pypdf.generic.ContentStream* property), 155
`original_bytes` (*pypdf.generic.ByteStringObject* property), 150
`original_bytes` (*pypdf.generic.TextStringObject* property), 149
`original_page` (*pypdf._page.PageObject* attribute), 121
`outline` (*pypdf.PdfReader* property), 97
`outline` (*pypdf.PdfWriter* property), 110
`outline_count` (*pypdf.generic.Destination* property), 114
`OutlineFontFlag` (class in *pypdf.generic*), 155
`OutlineItem` (class in *pypdf.generic*), 155
`OWNER_PASSWORD` (*pypdf.PasswordType* attribute), 99

P

`page` (*pypdf.generic.Destination* property), 113
`page_labels` (*pypdf.PdfReader* property), 97
`page_labels` (*pypdf.PdfWriter* property), 110
`page_layout` (*pypdf.PdfReader* property), 97
`page_layout` (*pypdf.PdfWriter* property), 107
`page_mode` (*pypdf.PdfReader* property), 98
`page_mode` (*pypdf.PdfWriter* property), 107
`page_number` (*pypdf._page.PageObject* property), 124
`PageLabelStyle` (class in *pypdf.constants*), 141
`PageObject` (class in *pypdf._page*), 121

`PageRange` (class in *pypdf*), 129
`pages` (*pypdf._protocols.PdfCommonDocProtocol* property), 156
`pages` (*pypdf.PdfReader* property), 98
`pages` (*pypdf.PdfWriter* property), 110
`PageSizeNotDefinedError`, 145
`PaperSize` (class in *pypdf*), 131
`parent` (*pypdf.generic.Field* property), 117
`ParseError`, 145
`PasswordType` (class in *pypdf*), 99
`pdf_header` (*pypdf._protocols.PdfCommonDocProtocol* property), 156
`pdf_header` (*pypdf.PdfReader* property), 95
`pdf_header` (*pypdf.PdfWriter* property), 101
`pdf_keywords` (*pypdf.xmp.XmpInformation* property), 138
`pdf_pdfversion` (*pypdf.xmp.XmpInformation* property), 138
`pdf_producer` (*pypdf.xmp.XmpInformation* property), 138
`PdfCommonDocProtocol` (class in *pypdf._protocols*), 156
`PdfObject` (class in *pypdf.generic*), 148
`PdfObjectProtocol` (class in *pypdf._protocols*), 156
`PdfReader` (class in *pypdf*), 95
`PdfReaderProtocol` (class in *pypdf._protocols*), 156
`PdfReadError`, 145
`PdfReadWarning`, 145
`PdfStreamError`, 145
`PdfWriter` (class in *pypdf*), 101
`PdfWriterProtocol` (class in *pypdf._protocols*), 156
`Polygon` (class in *pypdf.annotations*), 140
`polygon()` (*pypdf.generic.AnnotationBuilder* static method), 152
`PolyLine` (class in *pypdf.annotations*), 140
`polyline()` (*pypdf.generic.AnnotationBuilder* static method), 151
`Popup` (class in *pypdf.annotations*), 140
`popup()` (*pypdf.generic.AnnotationBuilder* static method), 150
`PRINT` (*pypdf.constants.AnnotationFlag* attribute), 141
`PRINT` (*pypdf.constants.UserAccessPermissions* attribute), 142
`PRINT_SCALING` (*pypdf.generic.ViewerPreferences* property), 155
`PRINT_TO_REPRESENTATION` (*pypdf.constants.UserAccessPermissions* attribute), 142
`producer` (*pypdf.DocumentInformation* property), 115
`producer_raw` (*pypdf.DocumentInformation* property), 116
`pypdf.annotations` module, 139
`pypdf.errors`

module, 145
 pypdf.generic
 module, 147
 PyPdfError, 145

R

R1 (*pypdf.constants.UserAccessPermissions* attribute), 142
 R13 (*pypdf.constants.UserAccessPermissions* attribute), 142
 R14 (*pypdf.constants.UserAccessPermissions* attribute), 142
 R15 (*pypdf.constants.UserAccessPermissions* attribute), 142
 R16 (*pypdf.constants.UserAccessPermissions* attribute), 142
 R17 (*pypdf.constants.UserAccessPermissions* attribute), 142
 R18 (*pypdf.constants.UserAccessPermissions* attribute), 142
 R19 (*pypdf.constants.UserAccessPermissions* attribute), 142
 R2 (*pypdf.constants.UserAccessPermissions* attribute), 142
 R20 (*pypdf.constants.UserAccessPermissions* attribute), 142
 R21 (*pypdf.constants.UserAccessPermissions* attribute), 142
 R22 (*pypdf.constants.UserAccessPermissions* attribute), 142
 R23 (*pypdf.constants.UserAccessPermissions* attribute), 142
 R24 (*pypdf.constants.UserAccessPermissions* attribute), 142
 R25 (*pypdf.constants.UserAccessPermissions* attribute), 143
 R26 (*pypdf.constants.UserAccessPermissions* attribute), 143
 R27 (*pypdf.constants.UserAccessPermissions* attribute), 143
 R28 (*pypdf.constants.UserAccessPermissions* attribute), 143
 R29 (*pypdf.constants.UserAccessPermissions* attribute), 143
 R30 (*pypdf.constants.UserAccessPermissions* attribute), 143
 R31 (*pypdf.constants.UserAccessPermissions* attribute), 143
 R32 (*pypdf.constants.UserAccessPermissions* attribute), 143
 R7 (*pypdf.constants.UserAccessPermissions* attribute), 142
 R8 (*pypdf.constants.UserAccessPermissions* attribute), 142
 raw_get() (*pypdf.generic.DictionaryObject* method), 153
 read() (*pypdf.PdfReader* method), 95
 read_from_stream() (*pypdf.generic.ArrayObject* static method), 153
 read_from_stream() (*pypdf.generic.BooleanObject* static method), 147
 read_from_stream() (*pypdf.generic.DictionaryObject* static method), 153
 read_from_stream() (*pypdf.generic.IndirectObject* static method), 148
 read_from_stream() (*pypdf.generic.NameObject* static method), 148
 read_from_stream() (*pypdf.generic.NullObject* static method), 148
 read_from_stream() (*pypdf.generic.NumberObject* static method), 147
 read_hex_string_from_stream() (in module *pypdf.generic*), 156
 read_object() (in module *pypdf.generic*), 155
 read_object_header() (*pypdf.PdfReader* method), 95
 READ_ONLY (*pypdf.constants.AnnotationFlag* attribute), 141
 read_string_from_stream() (in module *pypdf.generic*), 156
 reattach_fields() (*pypdf.PdfWriter* method), 103
 Rectangle (class in *pypdf.annotations*), 140
 rectangle() (*pypdf.generic.AnnotationBuilder* static method), 151
 RectangleObject (class in *pypdf.generic*), 133
 remove_annotations() (*pypdf.PdfWriter* method), 106
 remove_child() (*pypdf.generic.TreeObject* method), 154
 remove_from_tree() (*pypdf.generic.TreeObject* method), 154
 remove_images() (*pypdf.PdfWriter* method), 106
 remove_links() (*pypdf.PdfWriter* method), 106
 remove_objects_from_page() (*pypdf.PdfWriter* method), 106
 remove_page() (*pypdf.PdfReader* method), 98
 remove_page() (*pypdf.PdfWriter* method), 111
 remove_text() (*pypdf.PdfWriter* method), 106
 rename_form_topname() (*pypdf.PdfReader* method), 99
 renumber() (*pypdf.generic.NameObject* method), 148
 renumber_table (*pypdf.generic.NameObject* attribute), 148
 replace() (*pypdf._utils.ImageFile* method), 127
 replace_contents() (*pypdf._page.PageObject* method), 122
 reset_translation() (*pypdf.PdfWriter* method), 111
 resolved_objects (*pypdf.PdfReader* attribute), 95
 right (*pypdf.generic.Destination* property), 113
 right (*pypdf.generic.RectangleObject* property), 133

root_object (pypdf._protocols.PdfCommonDocProtocol property), 156
 root_object (pypdf.PdfReader property), 95
 root_object (pypdf.PdfWriter property), 101
 rotate() (pypdf._page.PageObject method), 122
 rotate() (pypdf.Transformation method), 136
 rotation (pypdf._page.PageObject property), 122

S

scale() (pypdf._page.PageObject method), 124
 scale() (pypdf.generic.RectangleObject method), 133
 scale() (pypdf.Transformation method), 136
 scale_by() (pypdf._page.PageObject method), 124
 scale_to() (pypdf._page.PageObject method), 124
 set_data() (pypdf.generic.ContentStream method), 155
 set_data() (pypdf.generic.EncodedStreamObject method), 154
 set_data() (pypdf.generic.StreamObject method), 154
 set_need_appearances_writer() (pypdf.PdfWriter method), 101
 set_page_label() (pypdf.PdfWriter method), 111
 set_page_layout() (pypdf.PdfWriter method), 107
 setdefault() (pypdf.generic.DictionaryObject method), 153
 StreamObject (class in pypdf.generic), 154
 strict (pypdf._protocols.PdfCommonDocProtocol property), 156
 strict (pypdf.PdfReader attribute), 95
 strict (pypdf.PdfWriter attribute), 111
 subject (pypdf.DocumentInformation property), 115
 subject_raw (pypdf.DocumentInformation property), 115
 surfix (pypdf.generic.NameObject attribute), 147

T

Text (class in pypdf.annotations), 140
 TEXT (pypdf.ObjectDeletionFlag attribute), 112
 text() (pypdf.generic.AnnotationBuilder static method), 150
 TextStringObject (class in pypdf.generic), 149
 threads (pypdf.PdfReader property), 98
 threads (pypdf.PdfWriter property), 105
 title (pypdf.DocumentInformation property), 115
 title (pypdf.generic.Destination property), 113
 title_raw (pypdf.DocumentInformation property), 115
 to_dict() (pypdf.constants.UserAccessPermissions method), 143
 to_slice() (pypdf.PageRange method), 129
 TOGGLE_NO_VIEW (pypdf.constants.AnnotationFlag attribute), 141
 top (pypdf.generic.Destination property), 113
 top (pypdf.generic.RectangleObject property), 133
 trailer (pypdf._protocols.PdfReaderProtocol property), 156

transfer_rotation_to_content() (pypdf._page.PageObject method), 122
 transform() (pypdf.Transformation method), 135
 Transformation (class in pypdf), 135
 translate() (pypdf.Transformation method), 136
 TreeObject (class in pypdf.generic), 153
 trimbox (pypdf._page.PageObject property), 126
 typ (pypdf.generic.Destination property), 113

U

unnumber() (pypdf.generic.NameObject static method), 148
 update_page_form_field_values() (pypdf.PdfWriter method), 103
 upper_left (pypdf.generic.RectangleObject property), 133
 upper_right (pypdf.generic.RectangleObject property), 133
 UPPERCASE_LETTER (pypdf.constants.PageLabelStyle attribute), 142
 UPPERCASE_ROMAN (pypdf.constants.PageLabelStyle attribute), 142
 user_access_permissions (pypdf.PdfReader property), 98
 user_access_permissions (pypdf.PdfWriter property), 111
 USER_PASSWORD (pypdf.PasswordType attribute), 99
 user_unit (pypdf._page.PageObject property), 121
 UserAccessPermissions (class in pypdf.constants), 142

V

valid() (pypdf.PageRange static method), 129
 value (pypdf.generic.Field property), 117
 viewer_preferences (pypdf.PdfReader property), 99
 viewer_preferences (pypdf.PdfWriter property), 111
 ViewerPreferences (class in pypdf.generic), 155

W

width (pypdf.generic.RectangleObject property), 133
 write() (pypdf._protocols.PdfWriterProtocol method), 156
 write() (pypdf.PdfWriter method), 104
 write_stream() (pypdf.PdfWriter method), 104
 write_to_stream() (pypdf._protocols.PdfObjectProtocol method), 156
 write_to_stream() (pypdf.generic.ArrayObject method), 153
 write_to_stream() (pypdf.generic.BooleanObject method), 147
 write_to_stream() (pypdf.generic.ByteStringObject method), 150
 write_to_stream() (pypdf.generic.ContentStream method), 155

[write_to_stream\(\)](#) (*pypdf.generic.Destination method*), [113](#)
[write_to_stream\(\)](#) (*pypdf.generic.DictionaryObject method*), [153](#)
[write_to_stream\(\)](#) (*pypdf.generic.FloatObject method*), [147](#)
[write_to_stream\(\)](#) (*pypdf.generic.IndirectObject method*), [148](#)
[write_to_stream\(\)](#) (*pypdf.generic.NameObject method*), [148](#)
[write_to_stream\(\)](#) (*pypdf.generic.NullObject method*), [148](#)
[write_to_stream\(\)](#) (*pypdf.generic.NumberObject method*), [147](#)
[write_to_stream\(\)](#) (*pypdf.generic.OutlineItem method*), [155](#)
[write_to_stream\(\)](#) (*pypdf.generic.PdfObject method*), [149](#)
[write_to_stream\(\)](#) (*pypdf.generic.StreamObject method*), [154](#)
[write_to_stream\(\)](#) (*pypdf.generic.TextStringObject method*), [149](#)
[write_to_stream\(\)](#) (*pypdf.xmp.XmpInformation method*), [137](#)
[WrongPasswordError](#), [146](#)

X

[xfa](#) (*pypdf.PdfReader property*), [99](#)
[xfa](#) (*pypdf.PdfWriter property*), [111](#)
[xmp_create_date](#) (*pypdf.xmp.XmpInformation property*), [138](#)
[xmp_creator_tool](#) (*pypdf.xmp.XmpInformation property*), [138](#)
[xmp_metadata](#) (*pypdf.generic.DictionaryObject property*), [153](#)
[xmp_metadata](#) (*pypdf.PdfReader property*), [95](#)
[xmp_metadata](#) (*pypdf.PdfWriter property*), [101](#)
[xmp_metadata_date](#) (*pypdf.xmp.XmpInformation property*), [138](#)
[xmp_modify_date](#) (*pypdf.xmp.XmpInformation property*), [138](#)
[XmpInformation](#) (*class in pypdf.xmp*), [137](#)
[XmpInformationProtocol](#) (*class in pypdf._protocols*), [156](#)
[xmppmm_document_id](#) (*pypdf.xmp.XmpInformation property*), [138](#)
[xmppmm_instance_id](#) (*pypdf.xmp.XmpInformation property*), [138](#)
[XOBJECT_IMAGES](#) (*pypdf.constants.ImageType attribute*), [141](#)
[XOBJECT_IMAGES](#) (*pypdf.ObjectDeletionFlag attribute*), [112](#)
[xref](#) (*pypdf._protocols.PdfReaderProtocol property*), [156](#)

Z

[zoom](#) (*pypdf.generic.Destination property*), [113](#)